SUNYANI
MUNICIPAL ASSEMBLY

P. O. BOX 25, SUNYANI
Digital Address: BS-0022-9100
Kindly quote this number and date on all correspondence

Our Ref: SMA.01/20/03/07

Your Ref: _____

Date: 30TH SEPTEMBER, 2025

SUBMISSION OF THE MEDIUM TERM DEVELOPMENT PLAN (MTDP) FOR 2026-2029

We submit as per the attached the Medium-Term Development Plan (MTDP) of Sunyani Municipal Assembly for 2026-2029 for your attention and action please.

Thank you.

I.B ANKOMAH
MUNICIPAL COORDINATING DIRECTOR
For: MUNICIPAL CHIEF EXECUTIVE.

THE DIRECTOR GENERAL
NATIONAL DEVELOPMENT PLANNING COMMISSION
ACCRA

THROUGH

HON.MINISTER
BONO REGIONAL COORDINATING COUNCIL
SUNYANI

CC: Regional Economic Planning Officer
Bono Regional Coordinating Council
Sunyani

REPUBLIC OF GHANA

BONO REGION

Tel: *+233-(0)3522-91484/5*
E-mail: *info@sma.gov.gh*
sunyanimunicipality@gmail.com
Website: *www.sma.gov.gh*

GOVERNMENT OF GHANA

SUNYANI MUNICIPAL ASSEMBLY

MUNICIPAL MEDIUM-TERM DEVELOPMENT PLAN 2026 -2029

RESETTING GHANA AGENDA-CREATING JOBS, ENSURING ACCOUNTABILITY AND PROMOTING SHARED PROSPERITY

PREPARED BY:

MUNICIPAL PLANNING COORDINATING UNIT
SUNYANI MUNICIPAL ASSEMBLY
SUNYANI

FOREWORD

The Sunyani Municipal Assembly, in accordance with the National Development Planning (Systems) Act, 1994 (Act 480), the Local Governance Act, 2016 (Act 936), and the National Development Planning (Systems) Regulations, 2016 (L.I. 2232), Public Financial Management Act 2016 (Act 921), has prepared this Medium-Term Development Plan (MTDP) for the period 2026-2029. The Plan provides a strategic framework to guide the formulation, implementation, monitoring, and evaluation of development programmes and projects within the Municipality over the four-year period. This MTDP was prepared through a highly participatory process that involved all key stakeholders, including Sub-District Structures, decentralized departments and agencies, traditional authorities, private sector actors, civil society organizations, development partners, and community members. It reflects the collective aspirations of the people of Sunyani and is aligned with the Medium-Term National Development Policy Framework (2026-2029), and relevant international development commitments such as the Sustainable Development Goals (SDGs). The plan directs us towards our focus of strengthening the Assembly System to ensure efficient financial resource mobilization and management for the development of human capital, pursuance of expanded development of productive infrastructure, and ensuring accelerated agricultural development while strengthening partnership with the private sector as well as pursuing poverty reduction programmes. The Plan articulates the Municipality's development priorities, goals, objectives, strategies, and programmes aimed at promoting inclusive growth, improving service delivery, enhancing local economic development, and strengthening institutional capacity.

I would like to express my profound gratitude to all who dedicatedly and diligently contributed to the preparation of the Plan and reiterate my commitment to see to its successful implementation



HON. VINCIENT ANTWI AGYEI
MUNICIPAL CHIEF EXECETIVE

Table of Contents

FOREWORD iii
Table of Contents iv
List of Tables x
List of Figures xii
List of Acronyms xiii
EXECUTIVE SUMMARY xvi
CHAPTER ONE 1
GENERAL INTRODUCTION 1
1.1 Introduction 1
1.1.1 Background of the Municipality 1
1.1.2 Vision, Mission 2
1.1.3 Functions of the Assembly 2
1.1.4 Mandate 3
1.1.5 Core Values of the Assembly 3
1.1.6 The structure of the plan 6
CHAPTER TWO (SITUATIONAL ANALYSIS) 8
2.0 Introduction 8
2.1 Performance Review of 2022-2025 MTDP 8
2.1.1 The Process of the Performance Review 8
2.1.2 Financial Performance-2022-2025 18
2.1.3. Key Challenges 19
2.1.4 Performance of other interventions including Cross-cutting issues from 2022-2025 19
2.1.5 Land Degradation 19
2.1.6 Gender Programmes Analysis 19
2.1.7 Performance Review 20
2.1.8 Recommendations 20
2.1.9 Demographic Characteristics 21
2.2 Population Size and Growth Rate 21
2.2.1 Age-Sex Structure 21
2.2.2 Population Density 21

2.2.3 Household size 22
2.2.4 Household composition 22
2.2.5 Religious composition 23
2.2.6 Ethnic Composition 23
2.2.7 Occupation 24
2.2.8 Rural Urban Split 25
2.2.9 Dependency Ratio 25
2.3. Physical Characteristics and Natural Environment 25
2.3.1 Location and Size 25
2.3.2 Topography and Drainage 26
2.3.3 Vegetation 27
2.3.4 Weather 28
2.3.5 Water Resources 29
2.3.6 Potable Water Delivery 29
2.3.7 Geology and Soil 30
2.3.8 Municipal Economy 30
2.3.9 Structure of the Local Economy 31
2.4 Internally Generated Funds 31
2.4.1 Local Economic Development 32
2.4.2 Challenges of the SMEs 32
2.4.3 AGRICULTURE 33
2.4.4 Types of Farming Activities 33
2.4.5 Types of livestock, numbers and keepers 34
2.4.6 Land Management 34
2.4.7 Diseases and Pests Control 34
2.4.8 Storage, Post-Harvest Management and Processing of Farm Produce 35
2.4.9 Transportation and Marketing 35
2.5 Extension Services and Farm Technology 35
2.5.2 Livestock Production 36
2.5.3 Banking and Finance 37
2.5.3.1 Youth unemployment integration 37
2.5.4 Tourism 38
2.5.5 Tourism in Sunyani Municipal 38

2.5.6 Industry and Manufacturing 39
2.5.7 Social development 41
2.5.8 Education 41
2.5.9 Enrolment Levels in Schools 41
2.6 Health Care delivery 42
2.6.1 Health facilities and Logistics 42
2.6.2 Health Personnel 43
2.6.3 Life Style diseases 44
2.6.4 Vulnerability Analysis 46
2.6.5 Attitude towards Disability 46
2.6.5.1 Child protection Programs 46
2.6.6 Vulnerable Groups 47
2.6.7 Sanitation -Current Access to Liquid Waste Management Services 49
2.6.8 Critical Areas for Improvement 51
2.6.9 Solid Waste Disposal 51
2.7 Composition of Solid Waste 51
2.7.1 Migration 52
2.7.3 Environmental Situation 53
2.7.4 Settlement Growth 53
2.7.5 Climate Change Analysis 54
2.7.6 Housing Conditions 55
2.7.7 Natural and man-made disasters 55
2.7.8 Domestic and Bush Fire 56
2.7.9 Hydro Meteorological Disasters 56
2.8 Spatial Analysis 57
2.8.1 Hierarchy of Settlements 57
2.8.2 Infrastructure 60
2.8.3 Road Network and Conditions 60
2.8.4 Road Classification 60
2.8.5 Road Maintenance Activities / Asset maintenance 61
2.8.6 Road Condition Mix 62
2.8.7 Communication and Postal Services 64
2.8.8 Transport services 64

2.8.9 Energy 64
2.9 Peace and Security systems 65
2.9.1 Police Service and Fire Service 65
2.9.2 Logistics and Accommodation 66
2.9.3 Community action Planning 67
2.9.3.1 Key Aspects of community Action Planning. 67
2.9.4 Integrated Planning 67
2.9.5 Cultural and Social Structure 67
2.9.6 The traditional set-up 67
2.9.7 Social Accountability 68
2.9.8 Implementation Co-ordination, Monitoring and evaluation 69
2.10.2 Accessibility to other Services 69
2.10.3 Public hearing, Social Accountability and Communication strategies 69
2.10.4 Civil Society Organization's (CSOs) Participation 70
2.10.5 Information, Communication Technology (ICT) 71
2.10.5 Use of mobile phones 71
2.10.6 Use of internet 71
2.10.7 The Use of ICT in Schools 71
2.10.8 Radio Stations 72
2.10.9 Emergency Preparedness and Response 72
2.11 Analysis of Municipal Strengths, Weaknesses, Opportunities, Threat (SWOT) based on ... 73
2.11.1 Key development issues 81
2.11.2 Estimated future development needs 84
2.11.3 Population projection 84
2.11.4 Projections for population and facilities for Education 86
3.1.2. Projection for health personnel and facilities 87
2.11.5 Population Projection for water coverage 88
2.11.6: Projection for Electricity coverage 88
2.11.7 Projection for Road 89
2.11.8 Property Development 89
2.11.9 Agriculture projection 90
CHAPTER THREE 91
KEY DEVELOPMENT PRIORITIES 91

3.0 Introduction 91
3.1 Development prospects for the Municipality for the Plan Period 91
3.1.1 Prioritization of Community Needs and Aspirations 94
3.1.1.1 Brief Narration on how pyritization tool was used and done 103
CHAPTER FOUR 104
DEVELOPMENT GOALS, OBJECTIVES AND STRATEGIES 104
4.0 Introduction 104
4.2 Municipal Development Goals 104
4.4 Municipal Strategies 107
4.1 Spatial and Structural Plan for the period 125
4.1.1 Spatial and Structure Plan for MMTDP 2026-2029 126
4.1.2 Summary of Desired Future State of Spatial Development (Map) 2025-2029 126
CHAPTER FIVE 129
COMPOSITE DEVELOPMENT PROGRAMMES 129
5.0 Introduction 129
5.1 Composite Development Programme and Programme financing Plan 129
5.1.1 Programme Financing 136
5.1.2 Mobilization of Local Resources 137
5.1.3 Mobilization of External Resources 137
5.1.4 Fund Mobilization Team 138
5.1.5 Mechanism to fill the GAP of MTDP financing 142
5.1.6 Strategic Environmental Assessment (SEA) Analysis 143
CHAPTER SIX 145
6.0 ANNUAL ACTION PLANS 145
6.1 Linking Annual Action plans to Composite budget 146
6.1.1 Implementation Arrangement 146
CHAPTER SEVEN 266
7.0 MONITORING AND EVALUATION ARRANGEMENT 266
7.1.1 Stakeholder identification and Analysis 266
7.1.2 Conducting Mid Term and Terminal Evaluations 269
7.1.2 Nature of Evaluation 269
7.1.3 M & E Work plan and Budget 270
7.1.4 Enhancing Capacity to carry out the PM&E 270

7.1.5 M & E Matrix 271
7.1.6 Data Collection Strategies 291
7.1.7 Data Analysis and use of findings 291
7.1.8 Data on programmes and projects 292
7.1.9 Reporting on Findings 292
7.2 Evaluation of the MTDP 292
7.2.1 Mid-Term Evaluation 293
7.2.2 Terminal Evaluation 293
7.2.3 Participatory M&E 293
7.2.4 Participatory M&E Need and Methodology 294
7.2.5 Knowledge management and learning 294
7.2.6 Knowledge Management and learning frameworks 294
CHAPTER EIGHT 295
DEVELOPMENT COMUNICATION STRATEGY 295
8.0 Introduction 295
8.1 Dissemination and communication 295
8.1.1 Assumptions and risks 296
ANNEXES 298
Annex 1 298
Annex 2 301
Annex 3 303
Annex 4 305
Annex 5 306
Annex 6 308

List of Tables

Table 1.1 2022-2025 MTDP REVIEW 10
Table 1.2 Financial Performance from 2022 to 30th June, 2025 18
Table 1.3: Households by type of locality 22
Table 1.4: Household population by composition and sex 23
Table 1.5 Distribution of Population by Ethnicity 24
Table 1.6 Employed population 15 years and older by occupation and sex 24
Table 1.7 Distribution of population by major economic activities 31
Table 1.8 Internally Generated Funds for 2021 to September, 2025 32
Table 1.9: Distribution of households by agricultural activities and locality of residence.... **Error! Bookmark not defined.**
Table 1.10: Agric. Extension Performances For 2025 36
Table 1.11: Livestock Census: 2020 36
Table 1.12: Category of manufacturing firms 40
Table 1.13:Enrollment Levels 41
Table 1.14:Health Facilities by Type 42
Table 1.15 Categories of Health Personnel in the Municipality. 43
Table 1.16 : Child Protection Program 47
Table 1.17 : Vulnerable programs 48
Table 1.18 Toilet facilities in the Sunyani Municipality as at June, 2025 50
Table 1.19: Institutional Latrines in the Municipality 50
Table 1.20:Type of Waste 51
Table 1.21: Disaster Safe havens in the Municipality 56
Table 1.22 Hierarchy of Settlement 57
Table 1.23.SCALOGRAM ANALYSIS 58
Table 1.24 *Road Condition Mix as at 31st December, 2024* 62
Table 1.25: Road Condition Mix as at 31st March, 2023 62
Table 1.26:Police-Civilian Ratio of the Municipality, 2022-2025 66
Table 1.27 SWOT ANALYSIS 73
Table 1.28 Projected Municipal Population for 2025-2029 85

Table 1.29:Population of the Largest 20 Communities in the Municipality..... 85
Table 1.30: School population projection of trained teachers 86
Table 1.31 Population Projection of enrolment at all Levels..... 86
Table 1.32 Population/Health Personnel and Facilities Ratio 87
Table 1.33: Water coverage 88
Table 1.34 Electricity and Streetlight coverage..... 88
Table 1.35:Tarred and Feeder Road..... 89
Table 1.36 Number of Houses 89
Table 1.37: Extension Services..... 90
Table 1.38 Prioritization of Community Needs and Aspirations..... 102
Table 1.39 Scale for Rating 105
Table 1.40: Goal Compatibility Matrix 106
Table 1.41 Development Goals, Objectives and Strategies..... 108
Table 4.42 PROGRAMME OF ACTION 130
Table 1.43 PROGRAMME OF ACTION..... 131
Table 1.44 Programme financing.....**Error! Bookmark not defined.**
Table 1.45 Annual Action Plans (2026-2029)..... 147
Table 1.46 stakeholder identification and analysis..... 266
Table 1.47: Monitoring and Evaluation Matrix 2026-2029..... 272
Table 1.48:M & E dissemination strategy 295
Table 6.49: Communication channels..... 296
Table 1.50 Knowledge Mapping Matrix..... 308
Table 1.51 Competency matrix for learning..... 308

List of Figures

Figure 1.1 Organogram 4

Figure 1.2 Municipal in Regional and National Context 5

Figure 1.3 Sunyani Map 6

Figure 1.4 population pyramid 21

Figure 1.5 Showing Relief and Drainage 27

Figure 1.6 Vegetation Map showing existing Crop Pattern 28

Figure 1.7.Soil and Crop suitability Map 30

Figure 1.8 Health Facilities Map 43

Figure 1.9 Showing accessibility to Health Facilitlties 45

Figure 1.10 Composition of Solid waste generation in Sunyani Municipality 51

Figure 1.11 Map of hierarchy of Settlements Based on Functionality 54

Figure 1.12 Revised Sunyani Structure Plan 127

Figure 1.13 Spatial Development Framework 128

List of Acronyms

APR	Annual Progress Reports
ARH	Adolescent Reproductive Health
ARIC	Audit Report Implementation Committee
GEA	Ghana Agency Enterprise
AAP	Annual Action Plan
AEA	Agriculture Extension Agents
CBO	Community Based Organization
CPESDP	Coordinated Programme for Economic and Social Development Policies
CDR	Crude Death Rate
CHPS	Community-Based Health Planning and Service
CIDA	Canadian International Development Agency
CSO	Civil Society Organization
DACF	District Assemblies Common Fund
DACF-RGF	District Assemblies Common Fund Responsiveness Factor Grant
DMTDP	District Medium Term Development Plan
ECOWAS	Economic Community of West African State
FBO	Farm Based Organization
GES	Ghana Education Service
GETFUND	Ghana Education Trust Fund
GLSS	Ghana Living Standards Survey
GSS	Ghana Statistical Service
GIFMIS	Ghana Integrated Financial Management Information System
GPRTU	Ghana Private Road Transport Union
GSFP	Ghana School Feeding Program
GoG	Government of Ghana
GWL	Ghana Water Limited

ICT	Information Communication Technology
IGF	Internally Generated Funds
INSET	In-Service Training
ITTU	Intermediate Technology Transfer Unit
LEAP	Livelihood Empowerment Against Poverty
LLIN	Long Lasting Insecticide Treated Net
LED	Local Economic Development
MDG	Millennium Development Goals
MDTPF	Medium Term Development Policy Framework
MEHU	Municipal Environmental Health
MHD	Municipal Health Directorate
MIHOSO	Mission of Hope for Society Foundation
MOFA	Ministry of Food and Agriculture
MPCU	Municipal Planning Coordinating Unit
MSME	Micro, Small and Medium Enterprises
MTDP	Medium-Term Development Plan
MMDCE	Metropolitan, Municipal and District Chief Executives
MMR	Maternal Mortality Rate
MUSEC	Municipal Security Committee
MWST	Municipal Water Sanitation Team
NMTDPF	National Medium Term Development Policy Framework
NADMO	National Disaster Management Organization
NCCE	National Commission for Civic Education
NCD	Non-Communicable Diseases
NDPC	National Development Planning Commission
NHIS	National Health Insurance Scheme
UK	United Kingdom
VRA	Volta River Authority

NHIS	National Health Insurance Scheme
NHIA	National Health Insurance Authority
NGO	Non-Governmental Organization
OPD	Out Patient Department
POA	Programme of Action
PHC	Primary Health Care
PLHIV	People living with HIV/AIDS
COVID-19	Coronavirus
PM&E	Participatory Monitoring and Evaluation
PPP	Public Private Partnership
PROTOA	Progressive Transport Owners Association
PTAs	Parent Teacher Associations
PWD'S	Persons with Disabilities
RCC	Regional Coordinating Council
RPCU	Regional Planning Co-ordinating Unit
SMCs	School management Committees
SDG	Sustainable Development Goals
SMA	Sunyani Municipal Assembly
SME	Small and Medium Scale Enterprise
STC	State Transport Company
STME	Science Technology Mathematics Education
UDG	Urban Development Grant
UHC	Universal Health Coverage
USA	United State of America

EXECUTIVE SUMMARY

The 2026-2029 Medium-Term Development Plan of the Sunyani Municipal Assembly focuses on sustainable development through integrated strategies, addressing critical issues like climate change, access to basic services and economic transformation. The key priorities areas are improving housing, sanitation and water access, promoting gender equality and ensuring inclusive economic growth through job creation and infrastructure development. The plan has strong collaboration, robust monitoring and evaluation and effective budgeted financing to achieve its goals and ensure transparency and accountability under *Resetting -Ghana Agenda: Creating Jobs, ensuring Accountability and promoting shared Prosperity.*

This plan ties directly into Ghana's national agenda of job creation, accountability, and shared prosperity. If implemented effectively, Sunyani could become a model municipality for balancing social equity with economic transformation

Preparation process and methodology

The Medium-Term Development Planning team applies both quantitative and qualitative data as important tools for the collection of data for the exercise. It also used Participatory Learning and Action approach to interact with the community members.

In this regard, the Planning team utilized primary and secondary data sources adequately. Secondary sources of data gathered include literature from previous plans, CSOs and Departmental profiles of the Municipality among others.

As part of data gathering for the primary sources the Planning team visited communities under Zonal Council areas in the Municipality and interacted with communities' members and their representatives to discuss issues relating to the MTDP and to solicit their inputs into the plan. Their inputs as a primary source were gathered through focus group discussions transect walks, interview, and community fora among others. This system provided a participatory approach to the plan to enable the community members own the plan and participates in its implementation. The public forum organized in the communities also enabled the planning team to priorities the needs identified. In all 112 communities in the Municipality were visited

Heads of Departments, GWL, NEDCo, Ghana Police, Fire Service, NADMO, Immigration, NCCE, Water Resources Department, Forestry Commission, land Commission etc. and Civil Society organizations submitted their inputs into the plan.

Composition of Plan preparation processes

The plan was formulated on the basis of NDPC guidelines for the preparation of MTDP. The Municipal Planning Coordinating Unit (MPCU) prepared the plan. However, the Assembly appointed a 11member sub-planning team to steer desk work processes of the plan preparation. This sub- team reported to the Municipal Planning Coordinating Unit (MPCU) quarterly to review information and data gathering for the write – up. The sub team members consisted of;

1.	Hon.Vincent Antwi-Agyei -	Municipal Chief Executive
2.	Mr. I.B. Ankomah	Municipal Coordinating Director
4.	Mr. Samuel Kofi Adgabodzo	Municipal Planning Officer.
5.	Mr. Peter Nketiah	Municipal Budget Analyst
6 .	Dr. Adinkrah Kyeremeh	Municipal Health Director
7	Mr. Oliver Adu	Municipal Education Director
8.	Mr. Dominic Oppong	Municipal Physical Planning Officer
9.	Mr. Dela Newman	Municipal Agric. Director
10 .	Mr. Samuel Yeboah	Municipal Statistical Service Officer
11.	Mr. Benjamin Kyere	Municipal Director, NCCE

Mr. Samuel Kofi Adagbodzo, the Municipal Planning Officer led the team and facilitated the plan preparation process.

The Plan provided development priorities indicative budgets and expected outcomes for the 4-year period.

Public hearings were organized to provide a platform for transparency and allowing the public to influence decision. The details of public hearings, and signed reports attached to the annexes

CHAPTER ONE

GENERAL INTRODUCTION

The Chapter one provided introduction, brief background of Sunyani Municipality, Vision, Mission, Functions, Mandate, Core values, organogram and locational map. The chapter also covered Structure of the 2026-2029 Medium Term Development Plan.

1.1 Introduction

This plan is a 4- Year Medium Term Development Plan (MTDP) of the Sunyani Municipal Assembly for the period 2026-2029 under *Resetting -Ghana Agenda: Creating Jobs, ensuring Accountability and promoting shared Prosperity.*

The document covers the development programmes of the Municipality tailored directly to the felt needs of the people. The development interventions outlined in the plan have been categorized under the five development dimensions of the *Resetting -Ghana Agenda: Creating Jobs, ensuring Accountability and promoting shared Prosperity.* These are;

1. Economic Development
2. Social Development
3. Environment, Infrastructure and Spatial Development
4. Governance and Institutional Development
5. International Relations

1.1.1 Background of the Municipality

Sunyani Municipal is among the 12 administrative District/Municipal in the Bono Region of Ghana. It was established by LI 1924 of 2008. Sunyani Municipality has a total population of 193,595 made up of 96,358 males and 97,237 females for 2021 (2021- PHC-GSS), the total population projection for 2022 is 198,241 made up of 98,671 males and 99,571 females. Moreover, 2025 total population projection is 212,860 made up of 105,947 males and 106,913 females and total population projection for 2026 is 217,969 made up of 108,489 males and 109,479 females with Growth rate of 2.4 percent and home to the regional capital of Bono Region.

Sunyani the regional capital is about 106 Km to Kumasi the commercial capital of Ashanti region. The Municipal capital, Sunyani accommodates approximately 60 percent of the total population.

Sunyani the capital is growing rapidly in terms of size and business to engulf suburbs of Fiapre and Odomase in the Sunyani West district. It is also a clean and well-maintained city with a thriving economy.

Other major settlements in the Municipality are Abesim, Atronie, New Dormaa, Yawhimakrom, Penkwase and Kotokrom.'

The population of the Municipality has increased and put pressure on existing facilities. This indicates that social services delivery such as education, health, water, housing, electricity, sanitation facilities among others need to be expanded to accommodate the increasing population. The Medium-term plan captures all development needs of the Municipality and outline strategies for addressing socioeconomic needs of the people

1.1.2 Vision, Mission

Vision

To be the most progressive and efficient Local Government Authority with enhanced living conditions for all inhabitants

Mission

The Sunyani Municipal Assembly exists to work in collaboration with all stakeholders to ensure access and quality to basic socio- economic services, create a conducive environment for wealth creation and empower the people to effectively participate in local governance.

1.1.3 Functions of the Assembly

- Be responsible for the overall development of the Municipality;
- Formulate and execute plans, programmes and strategies for the effective mobilization of the resources necessary for the overall development of the district
- Promote and support productive activity and social development in the district and remove any obstacles to initiative and development;
- Sponsor the education of students from the district to fill particular manpower needs of the district especially in the social sectors of education and health, making sure that the sponsorship is fairly and equitably balanced between male and female students;
- Initiate programmes for the development of basic infrastructure and provide municipal works and services in the district;
- Be responsible for the development, improvement and management of human settlements and the environment in the district;

- In co-operation with the appropriate national and local security agencies, be responsible for the maintenance of security and public safety in the district;
- Ensure ready access to courts in the district for the promotion of justice;
- Act to preserve and promote the cultural heritage within the district;
- Initiate, sponsor or carry out studies that may be necessary for the discharge of any of the duties conferred by this Act or any other enactment; and
- Perform any other functions that may be provided under another enactment.

The Above functions are primarily outlined in Sections 12 and 13 of Local Governance Act,2026 (Act 936)

1.1.4 Mandate

Our mandate is to administer and develop the Municipality which includes formulating policies, making by-laws and approving decisions related to the Municipality development. The Assembly is responsible for various aspects of governance such as education, agriculture, infrastructure, health, revenue mobilization and social services.

1.1.5 Core Values of the Assembly

Core values depict what an organization stands for. Consequently, Sunyani Municipal Assembly regards core values as pivotal success of its operations. Therefore, the Assembly has adopted the following standards as core values to enhance service delivery to stakeholders or clients

- Fairness and Equity
- Respect for All
- Responsiveness
- Openness and Honesty
- Inclusiveness
- Timeliness

Organogram is a hierarchy of elected and appointed officials along with various departments and sub-committees. The structure ensures the Assembly can carry out its functions of deliberation, legislation and administration effectively. The organogram below shows the leadership in Governance.

Figure 1.1 Organogram

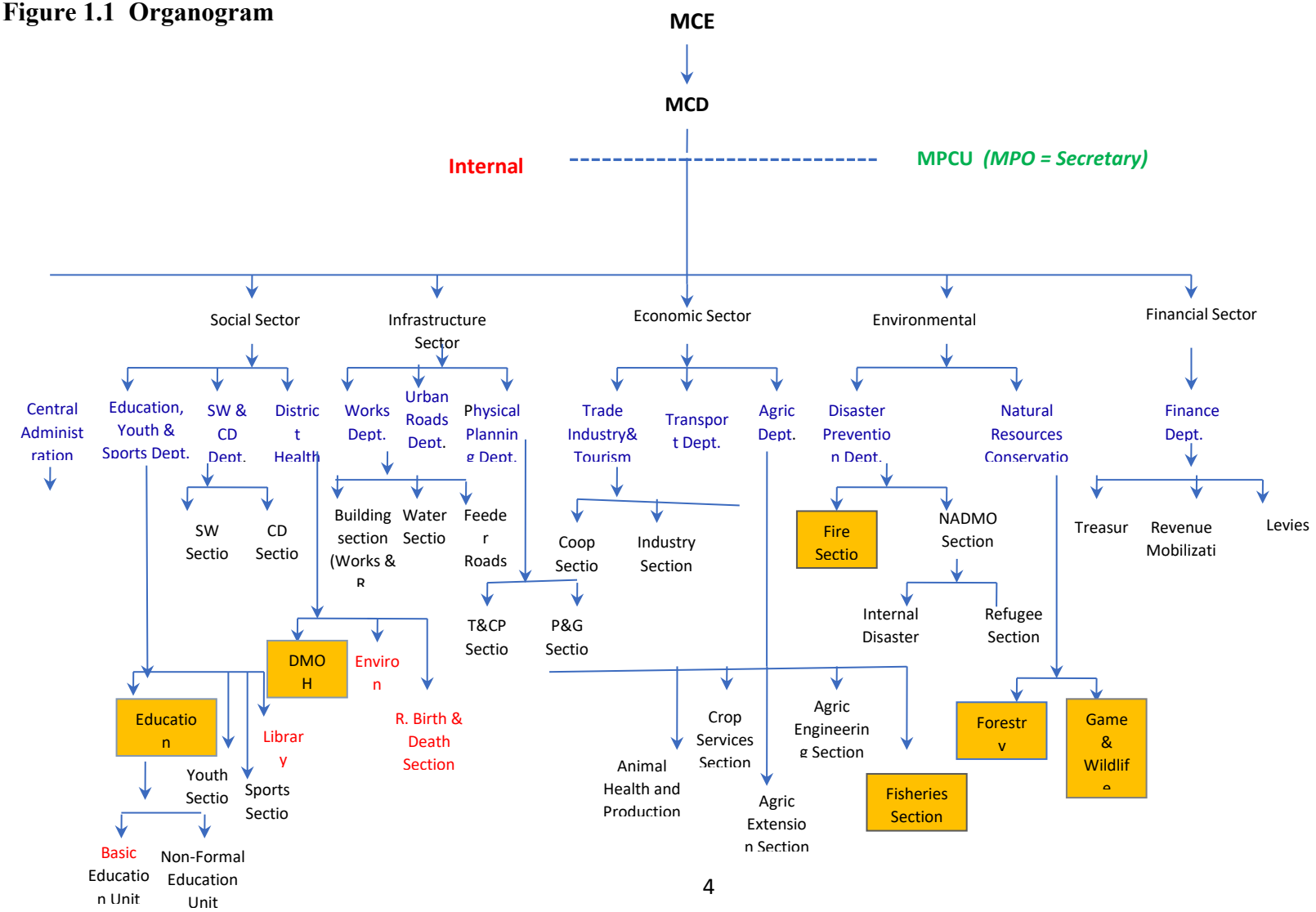

The Map below shows Municipal in Regional and National Context.

Figure 1.2 Municipal in Regional and National Context

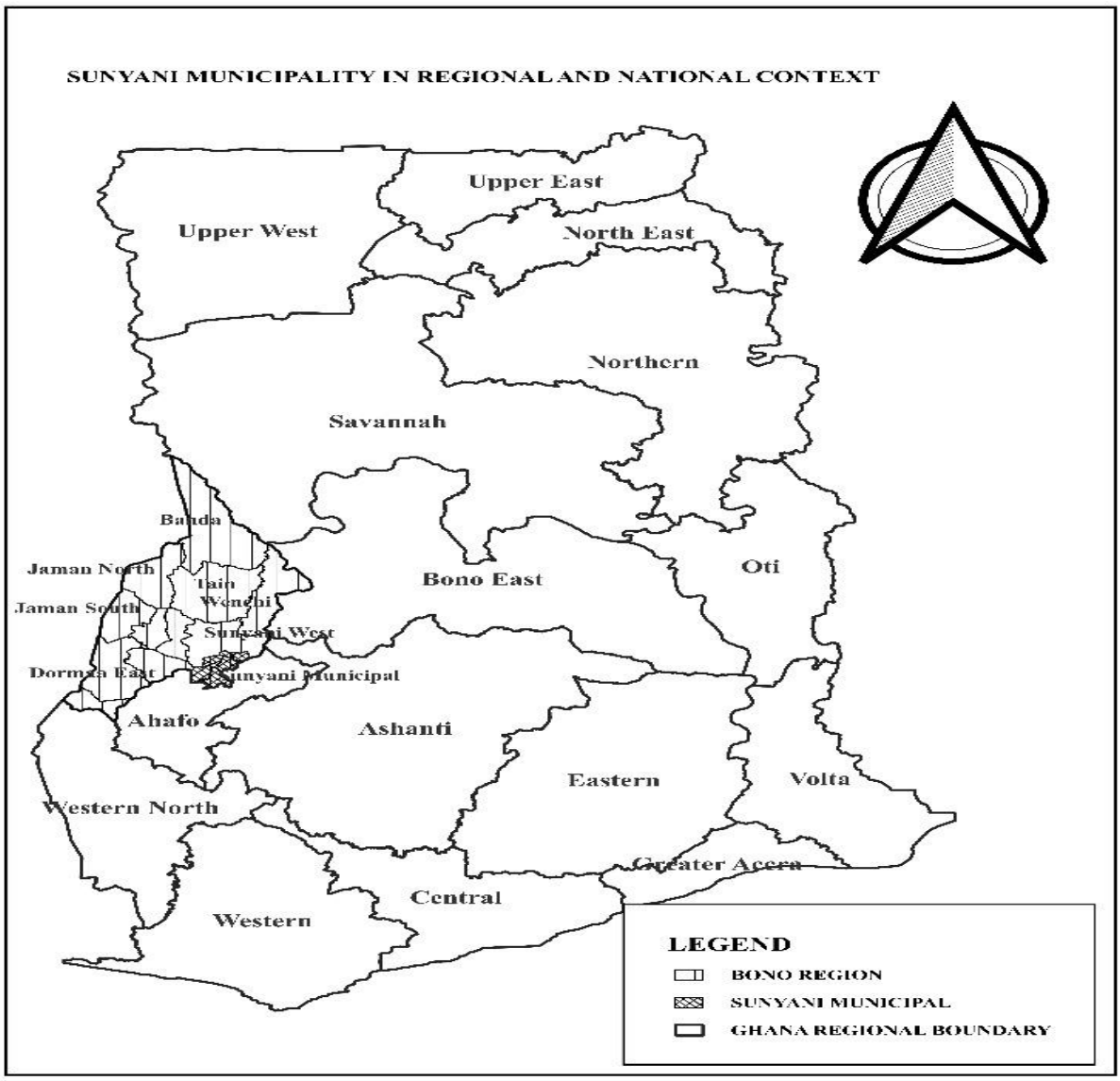

Figure 1.3 Sunyani Map

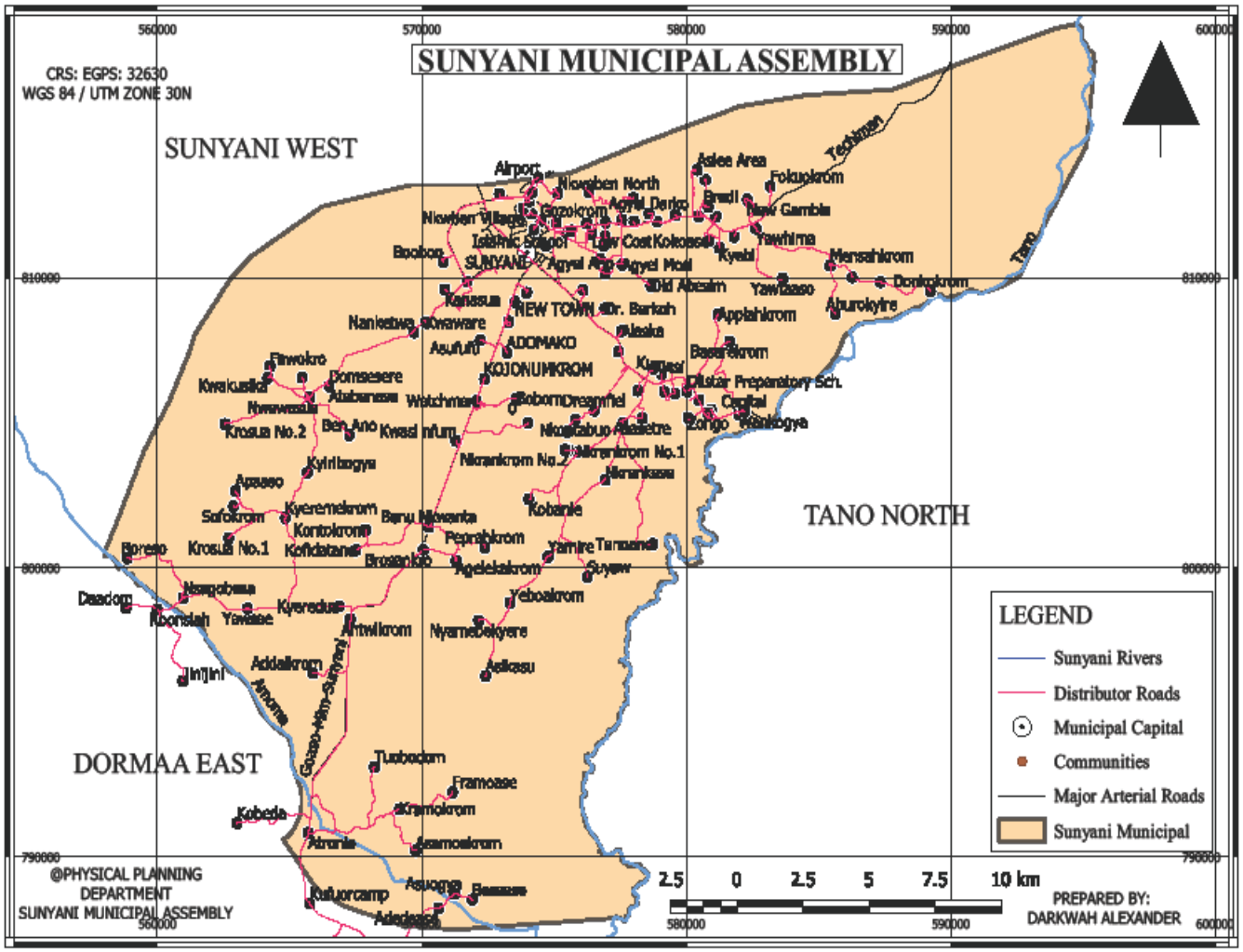

1.1.6 The structure of the plan

The content of the plan is structured on the basis of NDPC guidelines which consist of nine chapters with specific activities. Each chapter outlines programmes earmarked for implementation. The summary are as follows:

Chapter One provides introduction, background of the Sunyani Municipal Assembly which include vision, mission, functions, mandate, core values, organogram and locational map.

Chapter Two provides information on current situation of development or the Municipal profile. The profile provides Analysis of the performance Review of the Assembly in implementing programmes and projects under the CPESDP (2022-2025) and other interventions from 2022 to 2025.

It also outlines in-depth description of demographic analysis physical characteristics, spatial analysis, state of social services, Municipal economy, governance structure of the Assembly and their development implications. It also provides insight into a summary of key development problems through Identifying, Strengths, Weakness, Opportunities and Threats (SWOT) analysis of the municipality.

Chapter Three deals with development priorities. Basically, list of the prioritized development issues and brief narrative on how prioritization was done.

Chapter Four deals with Development projections and requirement for the plan period, formulate of Goals, Objectives and Strategies.

A statement on a clear Municipal goal consistent with the goal, Development priorities, specific objectives, strategies and activities to achieve the main goal of the Municipality.

Chapter Five is the development programme. Composite programme of Action consists of all programmes earmarked for implementation within the plan period. This chapter outlines the following:

- Development Programmes of the Municipality for the 2026-2029 MTDP
- Development Programmes of Action of the municipality for 2026-2029 linked to the programme-based budgeting
- Indicative Financial Strategy

Chapter Six is the Annual Action Plans, processes for its implementation and arrangements made for various stakeholders' involvement in the implementation of the 4-year action plans.

Chapter Seven provides monitoring arrangement of the plan during implementation. It provides a comprehensive approach on how projects and programmes will be monitored and evaluated to ensure total efficiency.

Chapter Eight deals with the Development communication strategy that would be used during the implementation process of the MTDP. It provides a comprehensive approach on how information on the plan implementation could be disseminated. These include dissemination of reports to key stakeholders. It also highlights expected roles of stakeholders in the implementation of the programmes and projects.

CHAPTER TWO (SITUATIONAL ANALYSIS)

2.0 Introduction

The Chapter provides information on current situation of development or the Municipal profile. The profile provides Analysis of the performance of the Assembly in implementing programmes and projects under the CPESDP (2022-2025) themes and other interventions from 2022 to 2025.It also provide a summary of performance on programmes by aggregating the outcome of implementation for the past planning period and the outcome has been disaggregated. The financial performance for the 2022-2025 was reviewed.

It also outlines in-depth description of physical characteristics, demographic analysis, spatial analysis, state of social services, municipal economy, governance structure of the Assembly and their development implications. It also provides insight into a summary of key development problems of the municipality.

2.1 Performance Review of 2022-2025 MTDP

The preparation of the 2022-2025 Medium-Term Development Plan started with a review of the previous plan-. The review gave a fair picture of the performance of the Assembly under the various sectors and departments over the period. The Medium-Term Development Plan under (2022-2025) was prepared based on Coordinated Programme for Economic and Social Coordinated Policies (CPESDP) dimension areas are:

1. Economic Development
2. Social Development
3. Environment, Infrastructure and Human Settlement Development
4. Governance, Corruption and Public Accountability
5. Emergency, Planning and Responses (Including COVID-19 Recovery Plan)
6. Implementation, Co-ordination, Monitoring and Evaluation.

2.1.1 The Process of the Performance Review

Our core value of inclusiveness requires us to address problems of the Municipality with the people, hence the need to actively involve the beneficiaries in every aspect of the plan formulation. In accordance with this, the participatory process was used to review the performance of MTDP (2022-2025). In this regard, various stakeholders at both the Municipal and Sub-District levels were engaged in a public hearing forum to assess achievement and challenges for the four-year period.

Stakeholders involved in the review exercise included the Zonal Councilors, Heads of Department, Non-Governmental Organization, farmers, Artisans Assembly members, Unit Committees, women groups, traditional authorities, Assembly members and other identifiable groups.

Since these stakeholders were actively involved during the preparation and implementation of the plan, it was imperative to engage them at this stage of the planning process to enable them appreciate the progress made in the implementation of the plan.

Secondary sources of data were collated from departments, agencies and NGOs for the performance review. These include, progress reports, Action plans and workshop reports. These reports were served as the instrument for measuring status of the implementation 4-year plan. The assessment covers achievement and challenges during implementation in relation to the Development Dimension of CPESDP, which are stated above. The extent of achievement of the programmes and projects are as shown in the table 1.1 below:

Performance review 2022-2025 MTDP

Table 1.1 2022-2025 MTDP REVIEW

Performance Review 2022-2025 REVENUE MANAGEMENT, INDUSTRALISATION AND AGRICULTURE

Development Dimension	Indicator	Baseline (2021)	2022-2025 Medium Term target	Cumulative Achievement		Remarks
				Year	Data	
Economic Development	Percentage Change in Revenue Mobilization	91%	92%	May, 2025	95%	Revenue mobilization improved
	Percentage of Land properties revalue	50%	66%	May, 2025	69%	Land properties revalued
	Increased satisfaction scores from departments and stakeholders regarding their participation and inputs in the budget process	15	20	May,2025	22	Participation increased
	Percentage change in upgrade of revenue database	87%	100%	May, 2025	100%	Upgrade of revenue database completed
	Increased employment opportunities for youth and women in rural and per-urban communities	2	3 (1. E. K Foods 2. Yendent Co. Ltd & Chadoma Company)	May,2025	3	Support with fund to increase production
	New markets established and operational	3 (No. of Markets)	3(Markets)	May,2025	4 (Markets)	Market constructed to boost revenue generation
	Percentage increase in farmers accessing credit or markets on their own	70%	100%	May,2025	100%	Farmers accessing credit on their own
	Percentage of trained FBOS, artisans & Extension members and adopt new farming techniques	90%	100%	May,2025	100%	FBOS, artisans & Extension trained to improve their skills and knowledge

	Percentage increase in dialogue affecting poultry farmers and cassava aggregators	96%	100%	May,2025	100%	Poultry farmers and cassava aggregators trained
	Percentage of Plan Agric. Programmes being monitored and reviewed	89%	100%	May,2025	100%	Agric activities monitored and reviewed and improved
	Increase in participants knowledge after training	75%	85%	May,2025	100%	Skill improved by 100%
	Increased storage capacity	2	2	May 2025	2	Warehouse constructed not completed
EDUCATION						
Development Dimension	**Indicator**	**Baseline (2021)**	**2022-2025 Medium Term target**	**Cumulative Achievement**		**Remarks**
				Year	Data	
Social Development	Increase in Students/PWDs supported with funds at Second Cycle and Tertiary	372	389	May,2025	392	Students/PWDs supported with funds
	Improved students learning environment due to increased classroom infrastructure	75%	80%	May, 2025	90%	Classroom infrastructure increased 90%
	Increased student learning outcomes due to better teacher living conditions	45%	52%	May,2025	56%	2 Teacher's Quarters constructed
	Increased opportunities for boys to pursue higher education and career	30%	60%	May, 2025	60%	3 boys Dormitories constructed
	Increased pupils' students' comfort and focus due to adequate furniture	67%	65%	May, 2025	61%	61% benefitted from supply of furniture
	Reduced poverty and hunger in communities through education	25,006	25,123	May,2025	25,904	Enrollment has increased by 898 under Ghana

						School Feeding programme.
	Increased enrollment and retention rates in Senior High schools	8,462	9124	May,2025	9,318	Enrollment has increased by 856 under Free SHS programme
HEALTH						
Development Dimension	**Indicator**	**Baseline (2021)**	**2022-2025 Medium Term target**	**Cumulative Achievement**		**Remarks**
				Year	Data	
Social Development	Percentage household adopting effective malaria preventive measures	68%	85%	May,2025	85%	Drugs available, education on usage of LLINS increased
	Percentage of target population. with increased knowledge and adoption of HIV/AIDS prevention behaviors	50%	60%	May,2025	61%	Education on HIV/AIDs programme increased by 61% from 2022-2025
	Proportion of population with access to essential healthcare services	51%	52%	May,2025	53%	Maternity Block constructed

	SOCIAL PROTECTION AND VULNERABILITY					
Development Dimension	**Indicator**	**Baseline (2021)**	**2022-2025 Medium Term target**	**Cumulative Achievement**		**Remarks**
				Year	**Data**	
Social Development	Enhance economic stability and well-being of LEAP beneficiaries and their communities	2,998	3,002	May, 2025	3,002 (Male =1,661 Female 1,341)	3002 Vulnerable/Poor benefitted from LEAP Programme
	Proportion of Persons with Disabilities with improved access to social services and economic opportunities	60%	65%	May,2025	68%	PWDs supported with income generating activities such as Sewing, Industrial machine, Fufu machine etc.

	Reduced health disparities and improved health outcomes among Persons with Disability	2,597	3,039	May, 2025	3,039	3,039 PWDs assisted to benefit NHIS
	Reduced prevalence of gender-based violence and improved safety for women and girls	15	7	May, 2025	7	Gender based violence resolved
	Percentage change of children protected from abuse	50%	67%	May,2025	69%	Children protected from abuse
GENDER PROGRAMME						
Development Dimension	**Indicator**	**Baseline (2021)**	**2022-2025 Medium Term target**	**Cumulative Achievement**		**Remarks**
				Year	**Data**	
Social Development	Improved economic resilience and social status of women/youth in Batik tie & dye	28	112	May, 2025	113	113 women /youth `benefitted in Batik Tie & dye
	Proportion of women vegetable producers experiencing improved economic empowerment	65%	76%	May, 2025	78%	78% women experience improved in vegetable production
	Percentage of women applying mushroom cultivation skills to generate income and improve household nutrition	67%	92%	May,2025	93%	93% women generate income from mushroom production
	Percentage of women /youth farmer groups reporting improved income and food security through poultry, livestock production	51%	52%	May, 2025	53%	53% farmers engaged in poultry and livestock production

	Enhanced economic empowerment and job creation in the communities through women led Innovation Sustainable Enterprises	1,223	1,363	May.2025	1363	1,363 trained in Mushroom production, Beekeeping & Snail rearing. Women and youth started their own businesses.
WATER AND SANITATION						
Development Dimension	**Indicator**	**Baseline (2021)**	**2022-2025 Medium Term target**	**Cumulative Achievement**		**Remarks**
				Year	**Data**	
Environment, Infrastructure and Human Settlement	Percentage of household reporting improved health and hygiene practice due to increased access to water	75%	94%	May,2025	98%	98% of population had access to quality water
	Proportion of communities experiencing reduced incidence of sanitation - related illnesses through increased Water Closet toilet adoption	30%	40%	May ,2025	50%	50% had access to W/C Toilets
	Reduced incidence of waste-related diseases and environmental pollution through improved liquid and waste management	72%	89%	May,2025	90%	90% of liquid and solid waste generated are being managed land fill site and Re-cycle plant
	Enhanced food safety and consumer well-being due to increased screened food vendors	1,300	1,604	May,2025	1,604	Number of foods screened vendors increased

	Reduced incidence of sanitation-related diseases through implemented sanitation exercises	4	6	May,2025	7	7 Clean-up exercise organized
DISASTER PREVENTION AND MANAGEMENT						
Development Dimension	**Indicator**	**Baseline (2021)**	**2022-2025 Medium Term target**	**Cumulative Achievement**		**Remarks**
				Year	Data	
Environment, Infrastructure and Human Settlement	Increased community adoption of afforestation and climate change mitigation practice due to awareness creation	50%	100%	May, 2025	100%	100% of public awareness creation to promote afforestation promoted
	Increased preparedness and reduced vulnerability to disaster among target population	60%	75%	May,2025	85%	68% achieved under disaster prevention
Connectivity, Energy and Physical Development						
Development Dimension	**Indicator**	**Baseline (2021)**	**2022-2025 Medium Term target**	**Cumulative Achievement**		**Remarks**
				Year	Data	
Environment, Infrastructure and Human Settlement	Improved street lighting coverage and functionality in target areas	75%	90%	May,2025	98%	98% streetlights supplied, Installed & Rehabilitated
	Improved street identification and navigation in target areas	50%	65%	May,2025	65%	65% of the streets has been named
	Communities accessing essential information through installed signage	60%	62%	May, 2025	64%	64% street installed with signages

	Improved planning and preparedness for development in target areas	50%	75% (Sector Plans)	May,2025	75%	75% of local Plan and scheme prepared
	Improved road condition enhancing accessibility in target areas	45.38Km	101.38Km	May,2025	180Km	180 km road condition improved
	Improved pedestrian safety and accessibility in target areas	0.5km	2.5km	May, 2025	2.5km	2.5km walkway improved
	Improved road conditions enhancing safety and comfort for drivers	15km	18km	May, 2025	19km	19km potholes patching improved
Capacity Building, Statutory Meetings, National Celebrations and Project Management						
Development Dimension	**Indicator**	**Baseline (2021)**	**2022-2025 as Medium Term target**	**Cumulative Achievement**		
				Year	**Data**	**Remarks**
Governance, Corruption and Public Accountability	Improved planning and decision -making by staff and Assembly members	50%	73%	May,2025	74%	74% of staff and Assembly members decisions have been improved through training program organized
	Increased national pride and social cohesion	4	16	May,2025	16	National celebration observed
	Enhanced accountability and transparency in local government	37	106	May, 2025	106	All statutory meetings held for accountability
Emergency, Planning and Responses						
Development Dimension	Indicator	Baseline (2021)	2022-2025 Medium Term target	**Cumulative Achievement**		Remarks
				Year	Data	

Emergency, Planning and Responses (Including COVID-19 Recovery Plan)	Reduced loss of lives and property due to bush/domestic fires	50%	75%	May, 2025	75%	75% achieved for the sanitization on bush /Domestic fire disaster prevention
	Improved community awareness and prevention of COVID-19 transmission	90%	100%	May,2025	100%	100% of the population aware of COVID-19 and usage of PPEs
Implementation, Co-ordination, Monitoring and Evaluation						
Development Dimension	Indicator	Baseline (2021)	2022-2025 Medium Term target	Development Outcomes		Remarks
				Year	Data	
Implementation, Co-ordination, Monitoring and Evaluation.	Percentage increase in projects achieving set target	90%	98%	May, 2025	96%	96% achieved

2.1.2 Financial Performance-2022-2025

The financial performance measured how effective the Sunyani Municipal Assembly used its resources to generate revenue. The table 1.2 depicted Finance Performance from 2022 to 2025.

From tables below, it can be observed that, as opposed to the national trend, compensation of employee for the municipality has accounts for a lesser amount of the revenue and expenditure as compare to that of Capital Expenses and Goods and Services for the past three years and Second quarter of 2025.

On average, over the four-year period, an amount of **GH¢90,004,122.43** revenue realized out of GH₵**65,284,526.90**, 51.0 percent was transferred from Central Government for compensation of employees, Goods and Service and Capital Expenditure.

Moreover, from the Table 1.2 below GoG, indicated positive variance of the financial Performance while Internal Generated Fund (IGF), DACF, DACF-RFG, DPs showed positive variance.

The Assembly will continue to make revenue strive from GSCSP and DACF-RFG, through continuously passing the DPAT Assessment. The funds from GSCSP continues to be the funds with the highest outturn of revenue realization.

Table 1.2 Financial Performance from 2022 to 30th June, 2025

SOURCES OF FUND	TOTAL ESTIMATED COST OF PLAN GH₵	TOTAL AMOUNT RECEIVED GH₵	VARIANCE GH₵
GOG	**26,652,735.93**	25,430,166.94	1,222,568.99
IGF	**2,670,396.01**	21,387,808.05	18,717,412.04
DACF	**31,371,360.96**	8,582,465.90	22,788,895.06
DACF-RFG	**4,448,375.00**	1,845,603.00	2,602,772.00
DPs (GSCSP)	**141,659.00**	32,758,078.54	32,616,419.54
ABFA	**-**	**-**	**-**
Other	**-**	**-**	**-**
Total	**65,284,526.90**	**90,004,122.43**	**77,948,067.63**

2.1.3. Key Challenges

The MTDP implementation was faced with some challenges in the four-year plan period. The key challenges identified were inadequate financing, to implement programmes and Projects in the Annual Action Plans and budgets, political interference and high public expectations**.**

However, projects prioritized for funding by DACF were skewed towards physical projects on education.

For example, Local Economic, science and technology core vulnerability, agriculture, Local Economic Development (LED) programmes among others suffered, in favor of physical education projects.

2.1.4 Performance of other interventions including Cross-cutting issues from 2022-2025

Other Intervention and cross-cutting issues covered by the MTDP for the period include land degradation, Gender, Social Protection or vulnerability**.**

2.1.5 Land Degradation

Deforestation is the most conspicuous land degradation in the Municipality. The trend of deforestation or forest resource depletion in the Municipality is basically driven by the following factors: slash and burn method of farming, timber logging/ illegal chainsaw operation, bushfires, rising demand for fuel wood and scramble for land for the cultivation of food and cash crops. As a result of these practices, most of the forest resources have been degraded. Re-afforestation is therefore being undertaken in the forest reserves to reverse the trend in the reserves of Asukese and Amama forest and farmers are being encouraged to plant trees along the river bands and their farms.

2.1.6 Gender Programmes Analysis

Strategic gender programmes were undertaken during the period under consideration. The first activities were under private sector competitiveness for promotion of Local Economic Development. These were:

- Provision of lockable market stores for traders especially women traders under LED
- Skill development training for women artisans under LED

These programmes were intended to improve businesses of vulnerable women to enhance household income under Local Economic Development so as to enhance their economic power.

To bridge the gap between males and female students in the education ladder, financial support was given to new SHS students to skew in favor of females.

Sequel to the above, under the Adolescent Reproductive Health programme several interventions were implemented to reduce the incidence of teenage pregnancy, early marriage and sexual transmitted diseases.

Moreover, 42 women and youth trained in Batik tie and dye in 2022 and increased to 96 in 2025.The percentage increase in women engaged in vegetable production was 62% in 2022 and increased to 75%

in 2025.The Number of women trained on mushroom cultivation increased from 78 in 2022 to 89 in 2025.

The percentage change in women/Youth farmer groups engaged in poultry livestock production increased from 50% in 2022 to 65% in 2025.

2.1.7 Performance Review

The MTDP reviewed highlights progress of implementation status of Medium-Term Development 2022-2025. Assembly's performance generally was satisfactory since delivery was about 90%. The gaps representing uncompleted activities are 10% and therefore need to be fixed to provide the necessary services to the people to achieve sustainable development goals targets. Gaps representing uncompleted projects that should be presented at public hearing forum for further review and decision taken for rolled over to Medium Term Development Plan preparation for 2026-2029.

Therefore, the implementation of the MTDP was affected by low central government revenue transfer, low IGF mobilisation, high physical projects preference to non-physical, many projects selected for implementation in the plan period, staff turnover among others. These challenges affected the implementation of the plan.

2.1.8 Recommendations

1**.** Completion of on-going projects- There is a window of opportunity for the completion of on-going projects. The Assembly should roll over these projects to MTDP 2026-2029. Some of these projects are either on-track or stagnant. It is therefore prudent to focus on completion rather than initiating new ones during the first year of the new MTDP.

2. The Assembly should further review funding sources inflow to facilitate smooth implementation of the MTDP 2022-2025. The Assembly therefore should not rely solely on DACF and other central government revenues to finance its projects. There should be strenuous effort to improve IGF generation to make it bedrock for financing programmes of the Assembly.

3. Projects selected for implementation should be critically prioritized in relation for funds inflow for the 2022-2025 MTDP. Too many projects will not ensure effective performance.

4. MPCU ought to be resourced to facilitate effective monitoring of the programmes in the next plan. Though monitoring and Evaluation arrangements are captured in the budgets, funds are not released to that effect. This practice should not be carried to the next MTDP preparation and implementation.

2.1.9 Demographic Characteristics

2.2 Population Size and Growth Rate

The Municipality had a population of 193,595 in 2021, and the population increased to 212,860 in 2025 made up of 105,947 males and 106,913 females with a growth rate of 2.4 percent (Projection-MPCU based on 2021 PHC-GSS). The growth rate of Municipality as compared with the regional rate of 2.4 percent and the national growth rate of 2.5 percent indicates a normal trend but significant growth in absolute term.

This trend equally mounts pressure on the existing few facilities and therefore requires immediate response from the Assembly to strengthening family planning management systems in the health facilities and increasing revenue to expand the social facilities. However, the increased population serves as an impetus to the rapidly growth of the local economy in respect of marketing of goods and services.

2.2.1 Age-Sex Structure

The population structure of the municipality is characterized by a broad base and a narrow apex pyramid. It means that, the population is predominantly youthful with few aged populations. The age structure indicates an almost equal proportions of the population between ages 5 and 19, especially for the male population. The size of the population in age 20-24 for both males and females may reflect the tertiary student populations in the Municipality. However, the population for both male and female decreases as the ages increases from (30-69). Not much difference is observed for the male and female population after age 75. (population projection Based on 2021 PHC). The youthful population means the Assembly ought to develop employment opportunities for graduates at the various levels failure of which may lead to social vices.

Figure 1.4 population pyramid

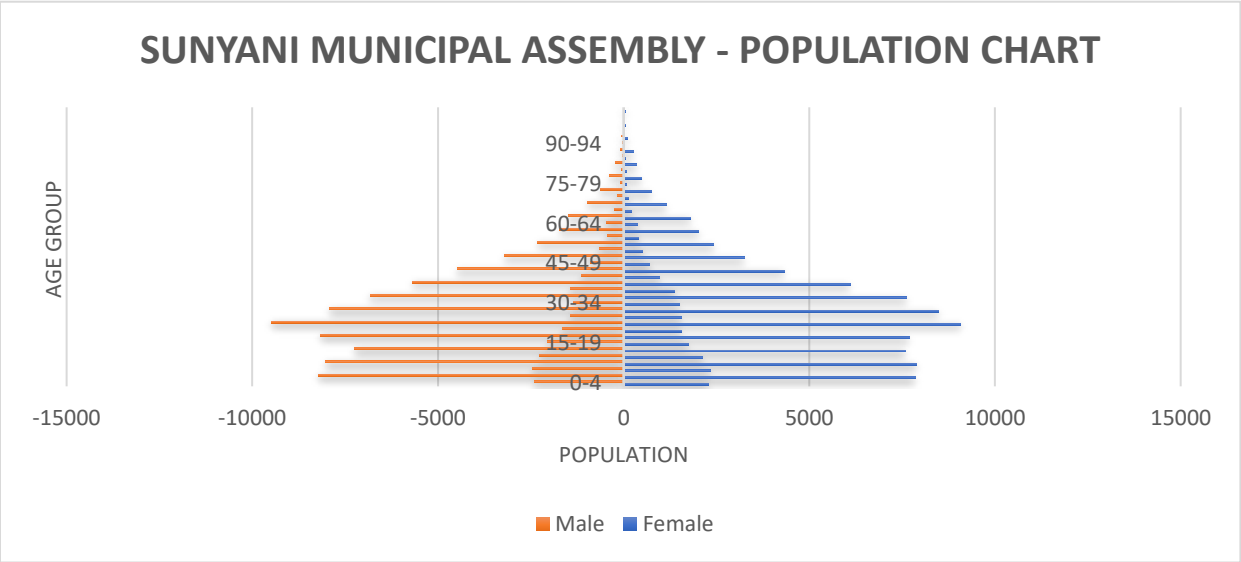

Population density refers to the number of people occupying a particular land area at a point in time. This is calculated by dividing the total population of a particular geographical area by the total land area covered.

The population density of the Municipality is 147.95 persons per square kilometers and the Region is 58.4/km^2 the National is 103.4/km^2 respectively. The Regional and the National figures as compared to that of the municipality obviously shows a relatively densely populated area. The outcome is the pressure on land acquisition which has resulted in numerous land litigation in the municipality.

The densely populated areas in the Municipality include Zongo, New Dormaa and Area Two in that order. On the average these areas have 18 persons per house. Nkwabeng, Abesim and Nkrankrom consider the medium densely populated areas with an average of 13 persons per house. The low-density areas are Estate, South Ridge, Airport Area, Atronie and Baakoniaba with an average of 8 persons per house (Field Survey, MPCU, 2025). The densely populated areas are mostly in the low-income level areas whiles the less dense areas are in the high-and middle-income level.

Both low and high densely areas require provision of basic services such as education, health, sanitation, electricity among others. The Assembly is therefore required to increase revenue mobilization to deliver the required services to avoid social and economic pressures.

2.2.3 Household size

The average household size in rural localities (5) is higher than in urban localities. The high household size in the rural communities revealed the Assembly has deliver more social interventions in these areas though it resources are limited. It is therefore imperative to embark on public education on manageable family size to reduce burden on household heads and the responsibility of the Assembly to expand social facilities.

Table 1.3: Households by type of locality

Categories	Region	District	Urban		Rural	
			Number	percentage	Number	percentage
Total household population	2,375,505	116,122	95,135	81.9	20,987	22.1
Number of households	514,342	29,812	25,221	84.6	4,591	18.2
Average household size	5	4	4		5	

Source: Ghana statistical service 2021 population and housing census

2.2.4 Household composition

Table 1.4 presents household composition by sex in the Municipality. Out of the total of 116,122 persons enumerated in households in the Municipality, 56,847 are males and 59,575 females. About one in every four-household member is household head while about one third of household members are children (38.8%). Spouses constitute 10.3 percent of all household members and are largely females (18.1%). Step children and foster children constitute just a small fraction of the household membership. Households living with their parents or parents' in-law of the head of the household constitute 0.9%. The large female members in the household suggest bread winners who are

mostly males live and work outside the municipality thereby depriving the municipality of skilled labour.

Table 1.4: Household population by composition and sex

Household composition	Total		Male		Female	
	Number	percentage	Number	percentage	Number	percentage
Total	116,122	100.0	56,847	100.0	59,275	100.0
Head	29,815	25.6	18,567	32.6	11,248	19.0
Spouse (wife/husband)	11,941	10.3	1,231	2.2	10,710	18.1
Child (son/daughter)	45,078	38.8	22,596	39.7	22,483	37.9
Parent/parent in-law	987	0.9	195	0.3	792	1.3
Son/daughter in-law	403	0.4	144	0.3	259	0.4
Grandchild	7,511	6.5	3,791	6.7	3,720	6.3
Brother/sister	6,134	5.3	3,338	5.9	2,797	4.7
Step child	718	0.6	357	0.6	362	0.6
Adopted/foster child	316	0.3	121	0.2	195	0.3
Other relative	9,312	8.0	4,441	7.8	4,872	8.2
Non – relative	3,907	3.4	2,069	3.6	1,838	3.1

Source: Ghana statistical service, 2021 population and housing census

The potential implications for household population increase may lead to high dependency ratio, Low population density, high birth rate, high population growth rate, high teenage pregnancy and high household sizes. For future development, the Assembly has to carry out public education of household population size, aging population and diversification of household types.

2.2.5 Religious composition

Christianity is the largest Religious group representing 81.1%, while Islam 11.3% and traditional religion 0.9%. 6.2 percent indicated affiliation with no Religion. This distribution of the population by religious affiliation in the municipality depicts the regional and national pattern, except traditional religion and no religion that exchange the order. Pentecostal/charismatic is the largest denomination of the Christian faith with 45.3%, followed by Catholic 19.4%, Protestants 24.6.1% and other Christians 12.2%. Moreover, the Christian Faith churches had 56 .5% Females than 43.5% males. Religion plays significant role in the social life of the people just as it pertains in other Regions. It sometimes determines type of marriage, medical treatment and business one has choose to ensure a meaningful life. `

2.2.6 Ethnic Composition

The Municipality is ethnically diverse with the Akans being dominant group, followed by the people of northern origin. As shown in the table below, the predominant ethnic group the Akans forms 71.1% of the population. Most of the non-Akan tribes represent various ethnic groups such as Northerners (19.3), Ewes (3.2%) Ga- Dangme (2.1%) and others constitute 4.3%. This is depicted the table below:

Table 1.5 Distribution of Population by Ethnicity

ETHNIC GROUP	Akan	Ga Dangme	Ewe	Northerners	Others	Total
PERCENTAGE	71.1	2.1	3.2	19.3	4.3	100

Source: MPCU, 2021 Population and Housing Census

In spite of these diverse ethnic and religious attachments within the municipality, there is high degree of social cohesion and peaceful co-existence among the people in the municipality stretching beyond several decades. In fact, the serene atmosphere, unity of purpose coupled with sanitary environment has contributed immensely to investment attractions and opportunities have made the Municipality a preferred settlement destination for most active and retired government workers and their family.

The potential implications are lack of festivals celebration for cultural promotion**,** high expenditure on funerals**,** proliferation of religious group, high migrant population**,** low publicity of traditional festivals**,** Poor occupational distribution of labour force. For future development, we need to strengthening ethnic composition by providing lay down procedure in terms of religious and to promote development.

2.2.7 Occupation

Table below reveals that between the sexes, sales and services have the largest proportion of female employees of 42.9% compared to 13.1 percent of males. On the other hand, skilled agricultural, forestry and fishery tend to employ more males of 27.5% than females of 23.6%. The second dominant occupation for employed males is craft and related trades of 20.7%. There are more females (7.2%) who are into elementary occupation compared to 4.9% of males. Increased women employment improves their status and enhances their economic power in the municipality.

Table 1.6 Employed population 15 years and older by occupation and sex

Occupation	Both sexes		Male		Female	
	Number	percentage	Number	percentage	Number	percentage
Total	48,548	100.0	24,175	100.0	24,373	100.0
Managers	1,874	3.9	1,078	4.5	796	3.3
Professionals	4,496	9.3	2,554	10.6	1,942	8.0
Technicians and associate professionals	1,477	3.0	1,085	4.5	392	1.6
Clerical support workers	1,588	3.3	707	2.9	881	3.6
Service and sales workers	13,631	28.1	3,165	13.1	10,464	42.9
Skilled agricultural forestry and fishery workers	12,396	25.5	6,646	27.5	5,750	23.6
Craft and related trades workers	7,284	15.0	5,007	20.7	2,277	9.3
Plant and machine operators and assemblers	2,783	5.7	2,684	11.1	99	0.4
Elementary occupations	2,934	6.0	1,175	4.9	1,759	7.2
Other occupations	85	0.2	72	0.3	13	0.1

- ***Source: Ghana statistical service, 2021 projection***

For the potential implications, there are growing mismatch between the skills workers and those demanded new jobs and high-skills jobs, meanwhile many manual and clerical roles are being automated. These can lead to job displacement and a greater demand for workers who combine technical and social skills, potentially increasing wage inequality. For future development we should focus on human skills development and continued technological integration for job creations and expansion.

2.2.8 Rural Urban Split

The Municipality has about 70% of urban settlements as against 30% rural settlements. The population of the Municipality is generally concentrated in the two largest localities Sunyani and Abesim Zonal councils which have about 70% percent of the population. Sunyani, the Municipal Capital, accommodates about 48% of the total population. The current population concentration at the Sunyani Township is associated with problems of congestion and slum growth.

The rural-urban split has profound implications for social inequality, economic development and the environment. The future development will focus on leverage technology, integrated planning and targeted policies to bridge these divides and foster sustainable balanced growth.

2.2.9 Dependency Ratio

Dependency ratio defines the relative predominance of populations in dependent ages, (Persons under 15 years and 65 years and older). The Sunyani Municipal has a total dependency ratio of 54.0 this means that, two people in the working class have one person in the dependent group to support. The dependency ratio in the rural areas is 75.9 which means every 100 persons in the working population, have about 76 persons in the dependent group to support. However, in the urban areas, one person in the dependent group is supported by two persons in the working population. This indicates that though the rural communities are poor and have large families, this will therefore hamper their effort to provide basic services such as education, health and livelihood for their dependents in the Municipality. For future development we need to educate and support families to increase access to education by providing schools for growing population.

2.3. Physical Characteristics and Natural Environment

2.3.1 Location and Size

Sunyani Municipality is one of the Twelve (12) Administrative Districts in the Bono Region of Ghana. It lies between Latitudes 7^0 20'N and 70 05'N and Longitudes 2^0 30'W and $2^0$10'W and shares boundaries with Sunyani West Municipal to the North, Dormaa East District to the West, Asutifi District to the South and Tano North Municipal to the East. There are effective economic and social interactions with the neighbouring districts which promote resource flow among these districts.

The Municipality has a total land area of 829.3 Square Kilometres (320.1square miles). Sunyani also serves as the Regional Capital for Bono Region. One third of the total land area is not inhabited or cultivated which provides arable lands for future investment.

The Municipality, due to its location as regional capital is growing rapidly in terms of size and business. Many public and private organizations are establishing branches at Sunyani municipal and regional capital making it a potential thriving economy. Small and medium enterprises have therefore sprang-up in response to the services provided by these organizations. These factors had increased the population of the municipality. The population increases provide a potential market for growth of SMEs and employment creation for the youth in the municipality. Similarly, agricultural farmlands in suburbs such as Abesim, Nkrankrom, Kotokrom, Penkwase, New Dormaa, and Atronie among others have metamorphoses into densely populated residential areas thereby reducing food crop production to increase cost of living. The increasing population puts strains on the Assembly's budget since social facilities such as education, health, sanitation facilities needed to be expanded.

2.3.2 Topography and Drainage

The Sunyani Municipality lies within the middle belt of Ghana with Heights from 750 feet (229 meters) to 1235 feet (376 meters) above sea level. The topography of the municipality is fairly flat thus suitable for large scale agricultural mechanization. Cost of constructing houses and roads is relatively minimal due to the nature of the topography. This also accounts for the rapid development of farmland into residential areas in the suburbs of Abesim, Penkwase, Baakoniaba, New Dormaa, Yawhima and Kuotokrom which is gradually reducing food production in the municipality. It is therefore anticipated that the municipality would depend on nearby districts for the supply of food stuff if the current trend continuous.

The drainage is basically dendritic with several streams and rivers, notably Tano, Amoma, Kankam, Benu, Yaya, and Bisi. Most of the water bodies have become seasonal due to human activities such farming along river banks, illegal artisanal mining in the water bodies and bushfires. These activities often create water shortages in the municipality during the dry season for both domestic and agricultural purposes. This situation has the potential to deprive the municipality from future investment in irrigation and industrial establishments that heavily depend on water.

Figure 1.5 Showing Relief and Drainage

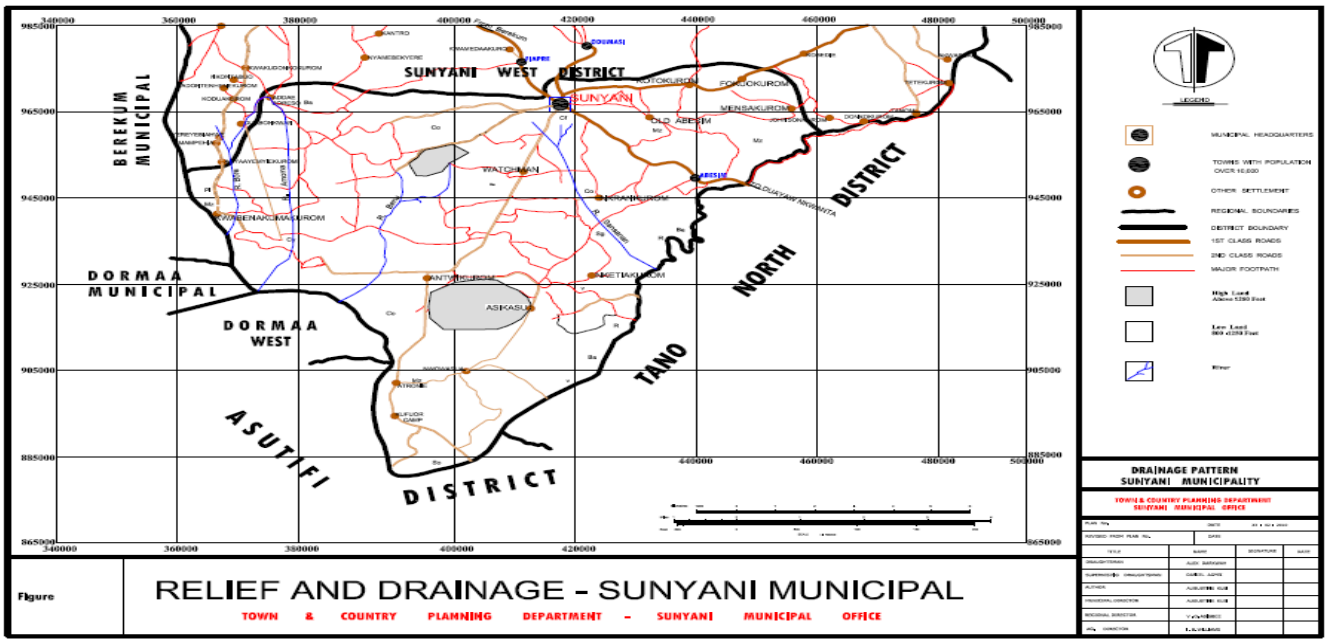

2.3.3 Vegetation

Sunyani Municipality falls largely within the Moist – Semi Deciduous Forest Vegetation Zone. Most of the primary vegetation can be found in patches around the north-west, east and southern parts of the Municipality. These include the Yaya, Asukese and the Amoma forest reserves. This vegetation zone also contains most of the valuable timber species. As indicated by the characteristics of the vegetation cover, tree crops such as cocoa and citrus thrive well in this zone.

The conspicuous natural resource in the Municipality is Forest resource which provides livelihood for about 48% of the population who are mainly farmers. The resource falls under the moist semi-deciduous vegetation zone. The zone readily supports cultivation of cash and food crops such as cocoa, citrus, plantain, cassava among others. The zone also contains valuable tree species for timber lumbering. These have been a pull factor attracting migrant farmers and timber firms to the area. As a result of lumbering and poor farming practices, most of the forest resource have been degraded. Reforestation is therefore being undertaken in the forest reserves to reverse the trend.

The Municipal vegetation remains the utmost economic attraction and a pull factor for migrant farmers mostly from the Ashanti, Western, central and northern regions to cultivate food and cash crops. Regrettably, human activities such as bush burning, tree felling for fuel, timber logging, poor farming practices, sand and gravel winning are gradually contributing to the destruction of the vegetation and consequently the environment. These activities expose the district to threat of desertification which will affect the economic fortunes of the Municipality.

Figure 1.6 Vegetation Map showing existing Crop Pattern

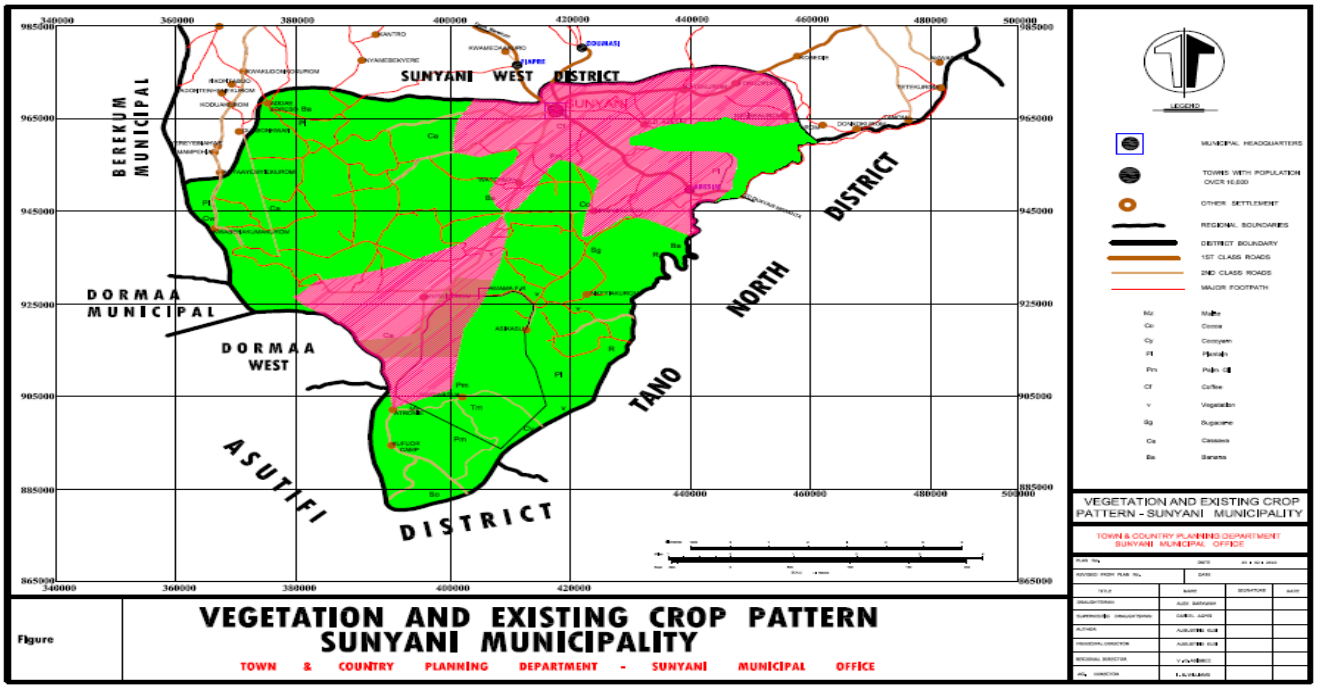

2.3.4 Weather

The Municipality falls within the Wet Semi-Equatorial Climatic Zone of Ghana. The monthly temperatures vary between 23ºC and 33ºC with the lowest around August and the highest being observed around March and April. The relative humidifies are high averaging between 75 and 80 percent during the rainy seasons and below 70 percent during the dry seasons of the year which is ideal for luxurious vegetative growth.

The average rainfall for Sunyani between 2023 and 2025 is 88.99cm. Sunyani experiences double ----maxima rainfall pattern. The main rainy season is between March and September with the minor between October and December. This offers two farming seasons in a year which supports agricultural production in the municipality. However, the mean rainfall of the Municipality is decreasing rapidly from 1,500cm to 88.99cm over the years as a result of deforestation resulting from bush fires and poor farming practices.

Much of the rainfalls are in intense storms of short duration, especially at the beginning of the season resulting in heavy runoff and erosion. The annual mean relative humidity is about 80 percent. The rainfall pattern has become erratic due to the reduction of mean rainfall and therefore affects farmers negatively since most of them depend on the rain for food and cash crop production. Farmer's income levels have reduced recently marking the enterprise unattractive to the youth. For future development, we need to adopt irrigation farming to promote agriculture.

2.3.5 Water Resources

The water supply in terms of accessibility, quantity and quality was quite good in the municipality. Potable water is delivered by Ghana Water Company mainly in the urban settlements whiles rural settlements of Atronie, and Abesim Zonal Councils are served with boreholes. Until recently where distribution of supply of water from the Ghana Water Company faced intermittent shortage in the dry season. The shortage was caused by farming along banks of rivers and illegal mining in the Tano River which is the main sources of supply to the Ghana water Company water system. The Tano River is now polluted and cost of treatment has become expensive due to the illegal mining activities in the river. These negative practices pose threat to sustainability of surface water for human consumption in the municipality. In this regard many households in the urban areas began tapping underground water in the form of borehole construction for their domestic chores.

Though the municipality is endowed with many streams they are at the brink of extinction due to bush fires, illegal mining and poor farming practices. The vegetation covers surrounding the streams are destroyed annually. These facilitate the early drying-up of the streams. The Municipality has 28 streams, and one river, due to human activities, most of the streams and rivers which used to be sources of water supply have been polluted or dried up. For example, the Sunyani streams are Akokorakwadwo stream, Suyaw, Bisi streams among others. These trends will be affected rainfall pattern to reduce food production in the municipality.

To ensure sustainable delivery of potable water for human consumption, it is prudent for Ghana Water Company to switch focus on tapping underground water which is in abundant and secured for distribution to its clients who constitute about 70% of the entire population instead of relying on surface water which is polluted.

2.3.6 Potable Water Delivery

The main sources of water in the Municipal are pipe borne supplied by Ghana water Company, rivers and streams and underground water in the form of boreholes. The pipe born water delivery covers the urban communities constituting 97% coverage of potable water delivery. The 26% covers the rural communities and new settlement that depend on streams which is normally contaminated and boreholes/hand dug wells which are not sustainable due to its frequent breakdowns. The Atronie and Zonal Council area depends on boreholes as their main sources of potable water. In this regard the Assembly is making frantic effort to provide the Zonal capital with small town pipe system water facility to reduce the challenges frequent water shortage and its negative health implications as water which is routinely reported at the health facilities. This provides ample evidence of water problem besetting the district.

Apparently, the demand gap for urban water supply stands at 45% whereas the rural area stands at 55%. In the case of urban supply, the estimated demand is 15,000metric tones per day. Currently, the urban populace enjoys only 7000 metric tons per day. Again, areas such as Nkwabeng, Airport, and Liberation Barracks are described as the low-pressure zones.

The existing situation demands that the Assembly in collaboration with Ghana Water Company make potable water delivery a priority to endeavour to address the challenges.

2.3.7 Geology and Soil

The municipality is underlain by Precambrian Birimian formations which are believed to be rich in mineral deposits. Associated with the Birimian formations are extensive masses of granite. The Cape Coast Granite Complex is what pertains in the Municipality. The rich mineral deposits underlain in Precambrian Birimian and the Birimian presents a great potential for investment in for quarry and mineral mining.

Being located in the moist semi-deciduous forest zone, the soils in the municipality are basically consist of forest ochrosols and the rubrisol - ochrosols intergrades. They are alkaline and are more richly supplied with nutrients. They are more clayey and therefore have greater capacity to maintain water for plant use.

Gravel and clay deposits also abound in the Municipality providing a promising potential for the construction, brick and tile, and pottery industries. They are therefore very ideal for the cultivation of forest crops like cocoa, coffee, oil palm and food crops like plantain, maize, rice, cassava, and beans, vegetables among others. Farmers in this area would improve income levels if supported with credit facilities to produce beyond subsistence.

Figure 1.7.Soil and Crop suitability Map

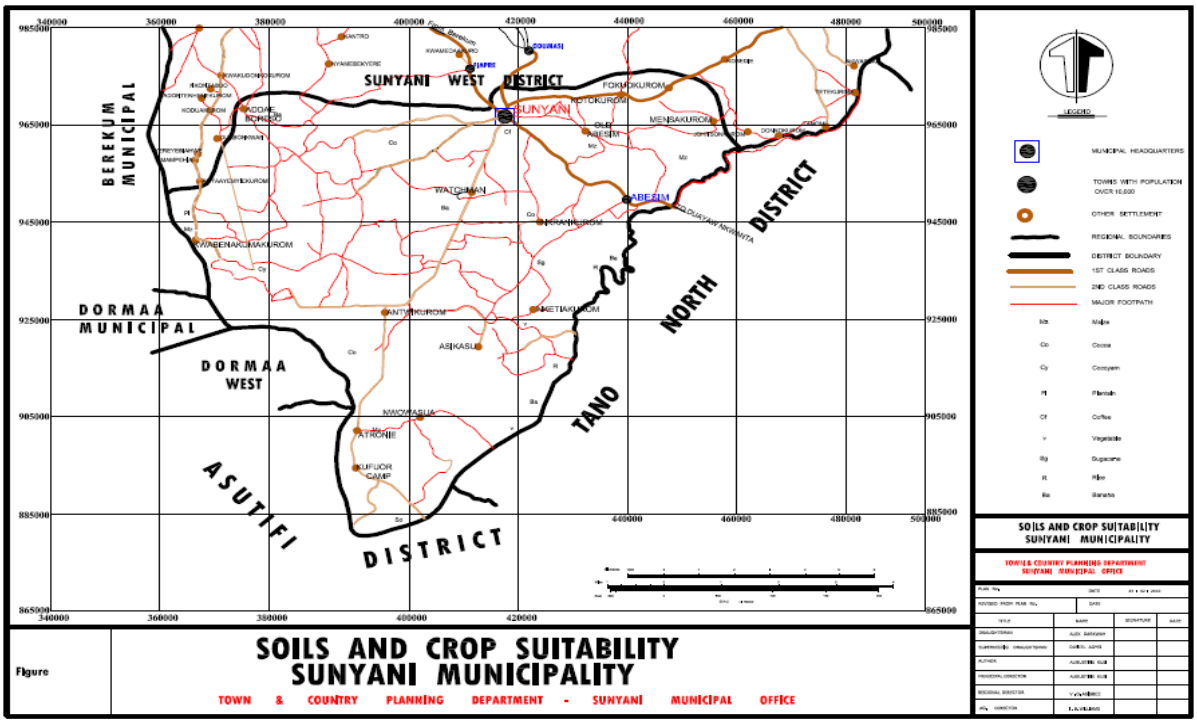

2.3.8 Municipal Economy

Although the economy of the municipality is still dominated by agriculture, there has been rapid growth of other sectors like commercial, manufacturing and service. It is anticipated that in the near future these sectors will overtake agriculture in respect of their rapid growth.

2.3.9 Structure of the Local Economy

Sunyani Municipality has 84,213 persons aged 15 years and above. The number that are economically active population who are employed is 48,548 (57.7%). Also, the economically active but unemployed is 3,567 (4.2%), whilst the economically not active is 32,098 (38.1%). Within the age group 40-54 years, nine out of every ten persons who are economically active is employed. The age group with the highest proportion of unemployed persons (8.0%) is 25-29 years. In terms of sex, about equal proportions of males (57.7%) and females (57.6%) are economically active and employed. The proportion of economically not active males (38.8%) is slightly higher than the economically not active females (37.5%). Within the age group 25-29 years, a higher proportion of female (9.1%) are unemployed as compared to males (6.9%).

Table 1.7 Distribution of population by major economic activities

SECTOR	PERCENTAGE
Agriculture	40
Industry	14.7
Service & Administration	9.6
Professional & Technical	9
Commerce	21.1
Others	5.2
TOTAL	**100**

Source: GSS, PHC, 2021

2.4 Internally Generated Funds

The performance of the Assembly Internally Generated Fund (IGF) has been encouraging within the reporting period even though there is more room for improvement.

In 2021, the Assembly estimated to generate GH₵ 3,344,262.00 and was able to collect GH₵ 2,897,805.27 representing 86.65% of the projected revenue. In 2022 the projected revenue was GH₵ 3,546,441.00 and the Assembly was able to realized GH₵ 3,158,562.13 representing 89.06% of the projected revenue. In 2023 the Assembly projected GH₵4,177,786.00 and collected GH₵3,956,992.91 representing 94% of the estimated revenue. In 2024, the Assembly had estimated to generate 3,977,786.00 and was able to collect GH¢3,860,786.00 representing 97.1%. In 2025, the Assembly estimate 4,956,992.00 and generate 4,268,113.24 also representing 86% as at September, 2025.

The Assembly received annually the continuous improvement in the revenue mobilization as a result of periodic organization of capacity building training for revenue staff of the Assembly to enhance their performance and close supervision of revenue staff among others. The details on the IGF for the period 2021-2025 Third quarter are provided in the table below.

Table 1.8 Internally Generated Funds for 2021 to September, 2025

REVENUE				EXPENDITURE	
YEAR	**BUDGET(GH)**	**ACTUAL (GH)**	**RECOVERY**	**BUDGET (GH)**	**ACTUAL (GH)**
2021	3,344,262.00	2,897,805.27	86.65%	3,344,262.00	3,001,898.21
2022	3,546,441.00	3,158,562.13	89.06%	3,546,441.00	3,162,444.03
2023	4,177,786.00	3,956,992.91	94%	4,177,786.00	3,709,575.32
2024	3,977,786.00	3,860,786.00	97.1%	3,977,786.00	3,860,745.00
2025	4,956,992.00 as at Sept.	4,268,113.24	86.%	4,956,992.00	4,126,113.10
TOTAL	**20,003,267.00**	**18,142,259.55**		**20,003,267.00**	**17,860,775.66**

Source: Finance Dept.

2.4.1 Local Economic Development

The various sectors of the Ghanaian economy are commerce, agriculture, service and industry sectors respectively. Apart from agriculture, the most dominant sector of the local economy in the Sunyani Municipality is the commerce sector. This is where most of the economic activities in the municipality are based. It employs majority of the working class. Some activities found in this sector are; Dressmaking, carpentry, chemical shops etc. Another main business suit in the municipality is the agriculture sector. It also employs a lot of people in the municipality as well. Some activities in the agriculture sector includes; farming, rearing of animals (sheep, goats rabbit), poultry etc. These various sectors serve as a source of revenue to the government through the payment of taxes to the government and the Ghana Revenue Authority. The other economic sectors like industry and commerce are existent but not very dominant as compared to service and agriculture.

Businesses also fall under two main categories which are the formal and the informal. Some formal businesses include; Banks, Schools, Teaching, Insurance, Police, Fire service and all government departments. Examples of informal businesses also includes; all SMEs like pharmacies, garages, tailoring and dressmaking, phone shops, boutiques, Supermarkets etc.

2.4.2 Challenges of the SMEs

The SMEs in the municipality constitute the bedrock of economic growth. According to LED policy framework, LED is an alternative development strategy to fully harness the economic potentials of the district. This indicates that LED or activities of SMEs should take Centre stage of the Assembly. Additionally, the bulk of the Assembly's IGF emanates from the SMEs. Despite their contribution to the development of the municipality they face several challenges. Among these are

Poor capital based – Due to their low-capacity financial institutions, they are not willing to provide SMEs with credit support and therefore operates at the micro level. This condition prevents them from expanding their businesses.

Lack of management training – Ideally since they contribute substantially to local revenue generation, the Assembly should offer business promotion training programmes for them through the Business Advisory Centre of the Assembly, this support does not come and therefore cannot grow as expected.

The potential implications are low financial and logistic capacity of GEA, Inadequate market structures for small businesses, lack of skill development training for artisans, lack of funding for youth employment development. For future development we need to provide funds to support GEA and youth, provision of market for woman and Youth, provision of skills training for SMEs.

2.4.3 AGRICULTURE

Agriculture is the major source of livelihood for the rural areas of the municipality with food crop farming being the major agricultural activity. The vegetation and soil quality support the production of crops like, rice, maize, cassava, cowpea, cocoyam and plantain Vegetables such as tomatoes, eggplant, pepper as well as some non-traditional crops like cabbage, carrot, lettuce, green pepper are grown. Citrus, cocoa, mango and oil palm are the major plantation crops. Most crop farmers are engaged in animal rearing with small ruminants (goats and sheep) as well. Cattle and pigs are produced but not on a large scale to meet local demand. There are few scattered fish ponds in the Municipality and poultry production is on the ascendency.

Nearly two thirds (65.7%) of households in the municipality are into non-agricultural activities with the remaining 34.3% into agricultural activities. This is because majority of the inhabitants of the municipality are urban dwellers. The high urban population is a potential market for food stuff from the farms. The subsistence level of production can however be harnessed into commercial levels to take advantage of the existence market thereby improving the income levels of migrant farmers.

2.4.4 Types of Farming Activities

Table **1.21** indicates the distributions of agricultural households in the district in four main farming activities. The five main agricultural activities include crop farming, tree crop planting, livestock rearing, poultry production and fish farming. From the Table, 28,434 agricultural households in the municipal are engaged in different farming activities, showing households engaging in one or more farming activities. The predominant farming type among agricultural households is crop farming (93.7%) followed by livestock rearing (30.8%), 2.8 percent of households are engaged in tree growing and only 0.3 percent involved in fish farming. This indicates that interest in afforestation is low whereas propensity to degrade the natural vegetation keeps escalating.

Table 1.9: Distribution of households by agricultural activities and locality of residence

	Total		Urban		Rural	
Households	Number	Percent	Number	Percent	Number	Percent
Total households	28,434	100.0	24,056	100.0	4,378	100.0
Households engaged in Agriculture	9,752	34.3	6,547	27.2	3,205	73.2
Crop farming	9,133	93.7	6,015	19.9	3,118	97.3
Tree planting	275	2.8	221	3.4	54	1.7
Livestock rearing	3,000	30.8	1,177	18	1,823	56.9
Fish farming	32	0.3	27	0.4	5	0.2

Source: Ghana Statistical Service,2021 projection

2.4.5 Types of livestock, numbers and keepers

The Municipal has about 34,085 total livestock reared by 2,309 keepers and average livestock per keeper is 15 livestock as at 2025. This could mean that, a keeper may have more than one kind of livestock. Rural poultry (local birds) rearing is predominant in the district. It shows that, 148,639 chickens are kept by 2,224 keepers with an average of 66.8 chickens per keeper.

Goats (14,818) are the second most prominent animal reared representing 7.4 percent of animals reared in the municipal with 1,182 keepers and each keeper having an average of 12.5 goats. The third and fourth dominant animals reared in the municipal are sheep (12,948) and pigs (3,875) by 780 and 226 keepers respectively. Averagely, each of these keepers has 16 sheep and 17pigs. Few people in the Municipal rear Cattle, Rabbits, Turkey, Doves, Guinea fowls, Grass cutters, Snails, and Honey bees (GSS, projection 2025). Goats are prolific animals and the chevon is highly preferred by many. Intensifying the production will bring enormous income to farmers to increase consumption and savings in the local economy.

2.4.6 Land Management

Lands in the municipality are owned by family and individuals. Family heads become the custodian of all lands under their jurisdiction. Methods of land acquisition is in three-fold. One is lease of land. This is specifically done for large scale farming for a number of years (about fifty years). The second one is called 'Abusa' or 'Abunu' system, where the owner gives the land to the farmer and the produce is shared between the farmer and owner in the ratio of 2:1 for food crops and 1:1 for tree crops. The other one which is the commonest way of land acquisition for farming and other agricultural uses in the Municipality is to consult the respective family heads for a piece of land and pay a token and revert it to the owner after its use for the purpose of acquisition. This process makes land acquisition in the municipal very easy and therefore open to prospective investors who wish to invest in agriculture. The municipal has large tract of uncultivated land available for agricultural investment. However, the existing the land system arrangements do not allow huge investment in the land.

2.4.7 Diseases and Pests Control

The outbreak of diseases and pests in the municipality are closely monitored by Extension and Veterinary staff of the Agriculture Department. Moreover, when such occurs, control is usually done

effectively with the assistance from DOA Regional Office and the Municipal Assembly in collaboration with other organizations such as NADMO, ZOOMLION etc. The invasion of new breeds of armyworm and others diseases pose a big threat to food security in the municipality.

2.4.8 Storage, Post-Harvest Management and Processing of Farm Produce

The municipal has proper storage facilities available that are patronized by some of the farmers. Some also prefer their own locally built storage structures which are not of high-quality standards and cannot stand the test of time. They therefore dispose-off the stored farm produce very early and thus attracting low prices. The storage structures help to regulate prices from high fluctuations.

Processing of farm produce in the municipality is very low. The processing plants for milling paddy rice into polished rice and other cereals are not sufficient. Farmers therefore do not gain much from their enterprises since the value-added gains elude them. This reduces their income levels and consequently affects their standard of living. However, there are two privately owned processing facilities; E.K.A. Foods and YADENT that are into vegetable and maize processing respectively. Heavy investment in the processing facilities couple with the right financing will create huge market for the raw materials.

2.4.9 Transportation and Marketing

Transportation of farm produce is a major challenge. This is due to the deplorable state of almost all feeder roads and most major roads in the municipality. Transporting foodstuffs from the farm gates to the market centers has therefore become an extra cost which impacts negatively on the final price of foodstuffs in the market. Some of the foodstuffs before reaching the market from the farm gate get damaged thereby reducing its market value. The modes of transportation include trucks, bicycles, motor king, motor bikes and head porting. The delay in transporting farm produce to marketing centres leads to damage crops and therefore affect farmers' income in the Municipality.

2.5 Extension Services and Farm Technology

The Department of Agriculture of the Assembly has in place extension delivery service to provide technical backstopping to staff on production technologies to all categories of farmers in the municipality. The Department has six (6) units providing different services to the farmers. The units are: Agricultural Extension Service, Animal Production Service, Crop Service, Veterinary Service, Policy, Planning, Monitoring and Evaluation and Women in Agriculture Development. The units are not able to achieve projected targets for every year due to inadequate logistics and funding of activities. Staffing is inadequate, field staff movement is restricted, inadequate technical backstopping and low motivation among staff. This consequently affect the number of farmers reached with improved production recommendations for up scaling. The resultant effects are faster land degradation, low crop yields, poor livestock performance and low-income levels of farmers. The department presently can boast of only seven (7) Agriculture Extension Agents (AEAs). This is inadequate since the size of the municipality will not allow them to provide effective services to the farmers and is negatively affecting agriculture production in the municipality.

Table 1.10: Agric. Extension Performances For 2025

Extension Coverage	Target	Achieved
Total no. of farming communities covered by the AEAs	224	56
No of Farming communities Covered 3 or more times	672	150
No of Farming communities Covered 2 times	448	90
No of Farming communities Covered 1 time	224	56

Source: Dept. of Agric. Sunyani Municipal Assembly. 2025

Table 1.10 above shows the performance of extension officers in the municipality during the year 2025 farming season. It can be observed that despite their poor resource base, the Department of Agriculture was able to deliver some proven technologies to some farmers. It is therefore envisaged that when logistics are provided to the department, food production will greatly increase to enable farmers step out of the subsistence into large scale farming.

Table 1.11: Livestock Census: 2020

Livestock Type		Sheep	Goat	Cattle	Pigs	Pet	Poultry
Number		7,464	4,576	1,391	965	6,585	133,132

Source: Dept. of Agric. Sunyani Municipal-2020

Livestock and Poultry production constitute an important economic activity of the people in the municipal. These enterprises are practiced in subsistence with a few commercial poultry farms.

It must be noted that the farmers are confronted with several challenges that hinder their expansion drive. These include poor access to credit, disease and pest and high cost to veterinary medicine and drugs.

2.5.2 Livestock Production

Livestock production is on the increase in the municipality. Livestock production is done on subsistence basis and often on part time basis. Opportunities for promoting livestock production include the existence of veterinary services in the municipality. The municipal has the vegetation which is suitable for livestock production. The presence of migrant Fulani herdsmen is an opportunity for cattle rearing since some natives can engage their services for a fee.

The Types of livestock production in the municipality are**:**

- Sheep and goats
- Exotic and Rural poultry (chicken, ducks and guinea fowls, turkeys)

- Pigs
- Cattle
- Grass cutters and rabbits.

The municipal has the potential to produce grass cutters, guinea fowls and turkeys on commercial basis as a source of employment for the youth to reduce rural poverty and increase farmers income in the municipality. Commercial poultry production of broilers/layers is prominent in the municipality due to the availability of feed, drugs/vaccines and readily available market.

For future potential development, we need to train livestock farmers, poultry farmers, Extension Officers at various AEAs.

2.5.3 Banking and Finance

The Sunyani Municipality is blessed with a number of banking and non-banking financial institutions. The Bono Regional office of the Bank of Ghana is located in the Municipality. There are about 25 commercial banks currently operation within the Municipality. These include Ghana Commercial Bank, Barclays Bank, ECOBANK, Agricultural Development Bank, Zenith Bank among others. There are also Rural Banks which include Wamfie Rural Bank, Capital Rural Bank, and Fiagya Rural bank among others. Other financial institutions in the Municipality include Credit Unions, Savings and Loans Companies and Micro Finance institutions. A number of non-banking financial institutions are also operating in the municipality. Mention can be made of SIC, Donewell, Phoenix, Starlife and Enterprise Life Insurance Companies.

Their presence is a boost to mobilization of domestic capital for financing small and medium scale businesses and agricultural development for the municipality

The development potential implications are lack of and updated valuation list for the collection of property rates, inadequate knowledge and skills of revenue staff, low tax education, low orientation for revenue collectors, Mal-practices in the issuance of tickets and receipts, Non-prosecution of tax-defaulters, Poor supervision of revenue collectors, lack of logistics for revenue mobilization ,Poor infrastructure conditions in the main market, lack of and updated valuation list for the collection of property rates, inadequate rate payers education and consultation. For future development we need to provide markets for women and youth, train revenue collectors and supervision, public education on Revenue collection, prosecution of tax-defaulters and strict supervision of issuance of tickets and receipts.

2.5.3.1 Youth unemployment integration

Youth unemployment is critical socioeconomic challenges characterized by a relatively low overall unemployment rate but high rates of youth unemployment.

Based on Ghana Statistical Service (GSS) reports and recent economic data, youth unemployment and underemployment are critical issues in Ghana including in the Bono Region where Sunyani is located. In Ghana unemployment rate is 14.7% (Q3 2023-GSS), women (17.7%) consistently faced higher

unemployment rate than men (10.9%). Further moreover, 77.8 percent of women in Ghana work in the informal sector.

Youth unemployment particularly for age 15-24 has been reported as high as 34% nationally in some quarters of 2024-2025.The situation in Urban hubs like Sunyani is often characterized by a high inflex of graduates looking for jobs in a public sector that is currently full, shifting the burden toward self-employment and vocational skills. The factors that lead to unemployment include, limited financial resources, job opportunities, economic fluctuations and limited inclusive growth. These factors affect disproportionately youth, women and PWDs. Agriculture remains a viable avenue for employment, absorbing the growing labour force and offering opportunities for youth, women and PWDs to engage in productive economic activities.

The challenges and barriers faced by youth including women and PWDs in the agriculture sector has limited access to land and productive Resources, restricted access to credit and financial Services, negative perceptions and societal Barriers, lack of market access and value chain integration and limited use of Technology and innovation.

In Sunyani youth unemployment is about 8% among the women, youth and PWDs. The most affected people are young women.

The value chain that offers the fastest employment opportunities are Agro-processing e.g. Transferring cassava to gari, cassava dough etc., poultry and livestock, Horticulture and vegetable productions, input distribution and logistics, Waste management /recycling, building and construction, food processing catering service etc.

2.5.4 Tourism

Ghana has a diversity of tourist's attractions dotted all over the country including historical, ecological and cultural heritage and beaches. However, a greater chunk of these tourist attractions is concentrated in the southern half of the country.

Tourism comprises the activities of persons traveling to and staying in places outside their usual environment for not more than one consecutive year for leisure, business and other purposes. Tourism plays a very important role in poverty reduction through income generation, employment, and infrastructural development for the local communities where tourist attractions are located and generate revenue for the municipality.

2.5.5 Tourism in Sunyani Municipal

The tourism attractions in Municipal consist of natural environment, cultural and man-made attractions.

The Key tourist attractions in the Municipality are its natural environment and the traditional and chieftaincy system. The Yaya, Asukese and Amoma forest reserves habour many species of plants and animals. Forest guards of the Forestry Commission can escort tourist round the forest to observe nature

or variety of species of animals and plants. The chieftaincy system is the heart of the people and depicts the rich culture and traditions of the people. The rich culture can be observed especially during funerals and festivals.

Other attractions include the high-rise buildings such as the Cocoa House, SSNIT, NIB, Abosomakotre Bank, The Bank of Ghana Buildings among others.

Tourism cannot thrive without the hospitality industries. In this regard the municipality has enviable standard hotels and this has provided opportunity for Ministries Department and Agencies including private sector organizations to organize their mid-year and annual meetings for their members all over the country. Apparently, there are one 3star hotel namely Eusbert, three 2star hotels namely: Tyco City, Chesvile and Glamossey. Aside these there are Five 1 Star hotels and 17 budget hotels. These hospitality facilities provide unique experience any tourist that visits the municipality.

It must be noted that, the Assembly has not exploited the full potentials of tourism attraction in the municipality. The industry faces numerous challenges that prevent it growth. These include low investment, lack of tourism information and experts, poor infrastructure, inadequate tourism sites among others. Tourism today is a source of income for many countries and therefore the inability of the Assembly to develop it tourism potential implies that it will be difficult to meet its development targets during the planning period.

The potential implications are lack of tourism potentials, inadequate investment on tourism potential identification, absence of experts and information on tourism activities and inadequate infrastructure. For future development we should consider by identify tourism potential areas for promotion.

2.5.6 Industry and Manufacturing

Agriculture, forestry and fishing industries are the major industries that employ 15 years and older persons in the Sunyani Municipality of 26.4%. Industry employs 28.9 percent males and 23.9 percent females of the working population. This is followed by wholesale and retail, repair of motor vehicles and motorcycles. (22.7%) which engages 30.8 percent females and 14.4 percent males. The manufacturing industry accounts for 8.4 percent and engages 9.1 percent males and 7.7 percent of the working population. Due to the nature of work in the construction industry, more males (8.7) than females (0.2%) are engaged in this industry. The share of the education sector in the Municipality is estimated at 6.7 percent and employs 6.6 percent and 6.7 percent of males and females respectively. The construction industry while contributing 4.4 percent to the Municipality economy employs more males (8.7%) than female (0.2%).

Apparently, there are small and medium scale manufacturing companies in the municipality made up of palm oil extraction, cement blocks, local textiles, soap & pomade, sachet water, pharmaceuticals, food processing among others. Though their capacities are low they contribute substantially to the local economy

The manufacturing contributes to local economy by bringing growth and innovation to the communities where the businesses are established. In the municipality the sector stimulates economic growth by

providing employment opportunities for 12.6% of the people engaged in industry who may not be employable by the public sector. The manufacturing sector tends to attract talents who invent new products or implement new solutions for existing ideas. Their activities boost also revenue generation of the Assembly. The table 1.12 below provides details of manufacturing firms.

Table 1.12: Category of manufacturing firms.

NO.	Company Name	Activities
1	E.K.A Foods	Producers of pepper, onion, garlic etc. for export and for local consumption
2	Yedent Agro-Processing Company	Manufacturers of poultry products, maize cribs for breweries, food beverages and produces for exports. They have links with out-generators for cultivation/production of raw materials for the industry.
3	B/A Cooperation Distillers Association	Producers of distilled wine for local consumption.
4	Fikly Company Limited	Manufacturers of cement blocks and clay bricks for construction purposes
5	Mr Bediako Glass Manufacturing	Manufacturers of glass for windows, car wind screen etc.
6	Daniel Donkor Donsah Metal Works	Produces farm implements like cutlass, hoe, rake etc. for local farming and other farm related works like weeding.
7	Oti Yeboah Company	Produces processed wood like plywood for furniture and construction purposes.
8	Living and Life Enterprise	Produces treated mineral water for local consumption. Both sachet and bottled water
9	Lifestyle Natural Mineral Water	Produces sachet water for drinking
10	Sakyi Wood Works	Manufacturers of plywood for wood works and construction
11	Imoru Sawmill	Processes raw wood into suitable wood for wood works and construction (example: plywood)
12	Sunyani Newtown Soap Making	Producers of local soap (alata samina) for use in homes etc.

Source: MPCU 2025

Most of these firms operates at the informal level and therefore have similar challenges faced by the SMEs. These include low access to capital, poor packaging and marketing, poor managerial capabilities and skills, obscure record keeping among others.

Irrespective of these challenges the firm's contribution to local economy is very substantial for improving employment and income generation in the municipality.

The potential implications are low interest of entrepreneurs to invest in manufacturing, Inadequate access to capital, Poor packaging of products, Low marketing avenues, Low access to capital and poor managerial skills. For future development we need to train entrepreneurs to invest in manufacturing, access to capital, packaging of products, market avenue and managerial skills.

2.5.7 Social development

2.5.8 Education

The provision of adequate access and quality education in the Municipality has been a priority of the Assembly. Although the educational sector takes the largest percentage of the Assembly's budget annually; conditions in most schools in the basic and secondary schools need further improvement.

2.5.9 Enrolment Levels in Schools

The enrolment situation especially in basic schools has increased over the last four years. However, reports from Education Office indicates that there are still some children who are at home and need to be in school

Table 1.13:Enrollment Levels

YEAR	SCHOOL LEVEL	ENROLMENT		
		MALE	FEMALE	TOTAL
2022	KG	3006	2749	5755
	PRIMARY	8794	8955	17749
	J.H.S	4010	4231	8241
	S.H.S	4012	2201	6213
2023	KG	3089	2865	5954
	PRIMARY	9227	9191	18418
	J.H.S	3984	3836	7413
	S.H.S		1938	5615
	VOCTECH	109	36	145
2024	KG	3070	2979	6049
	PRIMARY	8858	9038	17896
	J.H.S	3753	3723	7458
	S.H.S	3885	2033	5918
	VOCTECH	106	37	143
2025	KG	3138	3067	6205
	PRIMARY	8879	8977	17856
	J.H.S	3740	3901	7641
	S.H.S	4278	1970	6248
	VOCTECH	174	60	234

Potential implication are inadequate Classroom Blocks, Teachers Quarters and access to computers. For future development we need to provide Classroom Blocks for schools in order to increase enrolment, Provision of Teacher Quarters and access to computers for pupils and students.

2.6 Health Care delivery

2.6.1 Health facilities and Logistics

The Municipal Health directorate on behalf of the Assembly coordinates health delivery services in the Municipality. The Municipality has 31 health facilities, 34 functional CHPS zones and six sub-municipalities

Table 1.14:Health Facilities by Type

HEALTH FACILITIES BY TYPE	NUMBER
District Hospital	**1**
Health Centres	**3**
School Clinics	**5**
Private Clinics	**14**
Quasi Facilities	**3**
Private Maternity Homes	**3**
CHAG facilities	**2**
Functional CHPS zones	**34**

Source: GHS-MHD/SYI, 2025

The table 1.14 reveals that, private health facilities are the most dominant in the municipality. Almost all these private facilities are located in the urban areas of the Municipality. Health facilities are evenly distributed in the urban part of the municipality augmented by the 34 CHPS zones in the municipality. The Municipal hospital at Sunyani act as a referral point to the lower-level facilities. There are also government health centers and CHPS centers in the municipality providing health service to the populace. Some CHPs compounds have all facilities but are not operational due to setbacks in organizational arrangements. These may impact negatively on the health care delivery of the affected communities. The affected rural communities would have to spend more of their disposable income for transportation to access these facilities thereby worsening their poverty conditions.

Figure 1.8 Health Facilities Map

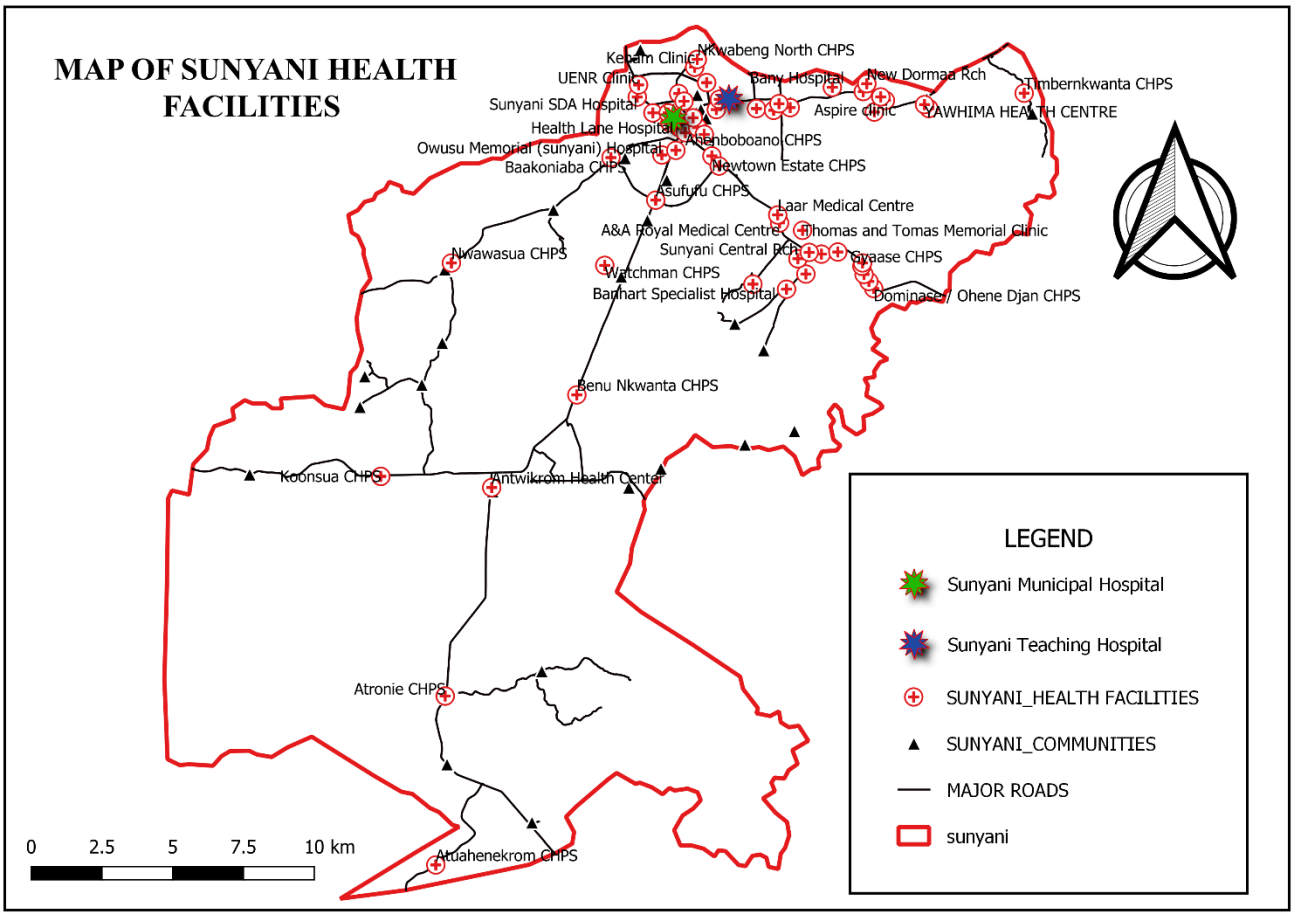

2.6.2 Health Personnel

There is a slight human resource gap in the Municipality. The CHPS policy intend to send health care to the door step of the people however the 34 CHPS in the municipality is under resourced which affect service delivery in the various communities. It is expected that each CHPS should be manned by 2 Community Health Officers however due to understaffing in the municipality, not all these CHPS are meeting the human resource expectation. These human resources gaps are likely to affect the achievement of the health-related Sustainable development goals. For the purpose of the above human resource gap, it is essential a scholarship scheme be introduced to sponsor people from various communities in rural part of the municipality to study nursing so they can serve these communities upon completion of their education. This will improve Doctor to patience and Nurse to patience ratio.

Table 1.15 Categories of Health Personnel in the Municipality.

JOB/CATEGORY	Number at Post	GAP	JOB/CATEGORY	Number at Post	GAP
Medical Officer/Municipal Director of Health Service	18	0	Medical Assistant	1	2
Accounts Officer	6	4	Accountant	12	0
Biostatistics Assistant	15	3	Midwife	159	10

Biostatistics Officer	1	0	Staff Nurse	206	0
Community Health Nurse	148	30	Nursing (Mental)	4	0
Community Mental Nurse	7	0	Nursing Officer (Mental)	1	0
Disease Control	4	0	Nursing Officer/ophthalmic	2	0
Driver	2	3	Nursing/Public Health	2	0
Enrolled Nurse	255	0	Nutrition Officer	3	0
Executive Officer	4	0	Optometrist	2	0
Field Technician	9	5	Pharmacy Technician	7	5
Finance Officer	9	0	Physician Assistant	5	0
Health Assistant	47	0	Records Assistant	4	3
Health Promotion Officer	6	0	Stenographer	2	0
Hospital Orderly	1	3	Technical Officer Lab	4	4
Laboratory Assistant	3	3	Technical Officer (Bio/HI)	5	4
Watchman	6	2	Technical Officer (Nutrition)	2	0
Labourer	0	4		4	0
TOTAL STAFF AT POST IN THE MUNICIPALITY- 545					

Source: GHS-MHD/SYI, 2025

2.6.3 Life Style diseases

Poor lifestyle choices that emanate from poor nutrition such as overuse of alcohol, poor diet, lack of physical activity are key contributors in the development and progression of preventable chronic diseases, including obesity, type 2 diabetes, mellitus, hypertension, cardiovascular disease and several types of cancer in the municipality. Though doctors encourage healthful behaviors to help prevent or manage many chronic medical conditions, many people in the municipality are inadequately prepared to either start or maintain these appropriate, healthy changes. This has led to increased lifestyle diseases mentioned earlier. The trend is likely to affect productivity and income levels of families who have patients of these diseases.

The potential implications are inadequate logistics, residential and office accommodation for health workers, low public education on prevention and control of public health disease, inadequate health personnel, high doctor patient ratio, low health facilities at the municipal hospital, high claim indebtedness of NHIS, low IGF collection of NHIS members, inadequate data on PLHIV, high prevalent rate, high level of stigmatization against PLHIV, low public education on prevention, under resourcing of ART/TC units at the health facilities ,High PMTCT rate, Gradual increase in under 5 Anaemia cases, low HB status of pregnant women and increase in lifestyle diseases. For future development we need to educate the public on HIV/AIDs prevention, provide accommodation for staff, provision of health centre and CHPs compounds and equipment.

Figure 1.9 Showing accessibility to Health Facilitlties

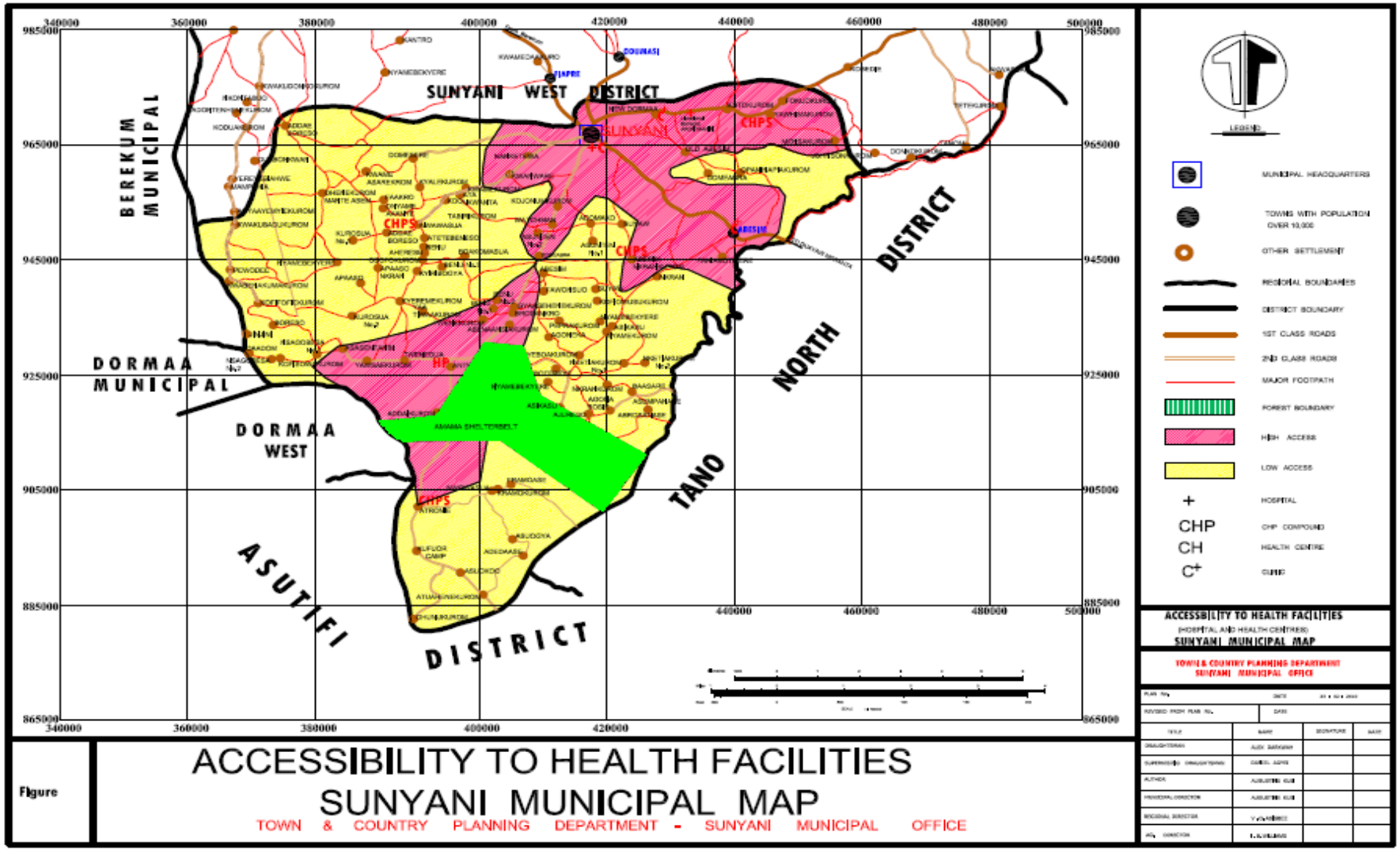

2.6.4 Vulnerability Analysis

The vulnerability assessment of the Municipality hinges on the segments of the population which may be weak easily hurt or persuaded either physically or emotionally. This helps to identify population under a particular risk and hazards

Vulnerability Analysis also known as vulnerability assessment is a process that identifies, defines and classifies a class of the population which may be weak, easily hurt or persuaded either physically or emotionally. It is a way of conceptualizing what may happen to an identifiable population under a particular risk and hazards.

The Ghana Living Standards Survey (GLSS 4) and participatory poverty assessments define segments of the Ghanaian society who constitute the extreme poor or vulnerable and the excluded. These include children in difficult circumstances, Disadvantaged women, the physically challenged, Victim of abuse, the unemployed among others.

2.6.5 Attitude towards Disability

The PWDs in the municipality are stigmatized to the extent that they are not given the needed basic support of life. They are discriminated in employment for livelihood development, decisions affecting the community or service delivery, education, accessibility to public facilities among others. This discrimination stemmed from traditional myth that considers disability as punishment from God. In this regard, most families still hide PWDS and prevent them from interacting with the rest of the people in the municipality. This attitude has led to a low standard of formal education, high level of dependency, low skill development, aggravated emotional pain low as well as poverty among PWDs. This negative attitude has the tendency of adding further burden on the incomes of the families of PWDs since they will not be able to support all these dependents.

The Municipality has number of disabilities totaling 6,756 peoples made up of 3,941 males 2815 females. These include people with sight impairments, hearing impairments, speech/hearing impairments, spasticity, and walking, mental disorders among others.

Some parents and caregivers of persons with disability look down upon them in various ways like education and apprenticeship as compared to other children without disability.

2.6.5.1 Child protection Programs

Sunyani has child protection programs that involve government agencies like the Department of Social Welfare and Community Development and NGOs. The key activities carried out include public education on child Abuse, child Marriage, education on child protection law and legal support for cases involving children. Other activities are spelt out in Table 1.16 below;

Table 1.16 : Child Protection Program

ACTIVITIES	STATUS	BENEFICIARIES		
		GENDER		
		MALE	FEMALE	TOTAL
Undertaken public education on dangers of working at that Tender age	98 Children supported to have access to education	42	56	98

2.6.6 Vulnerable Groups

The PWDs constitute one of the vulnerable groups in the municipality. To offer them support the Assembly is making frantic effort to register them. Some of these have been assisted to register for health insurance scheme while others are receiving vocational training for livelihood development.

The Assembly also wishes to know the number of PWDs to assist them to strengthen their association to fully benefit from the DACF for the PWDs Fund. The 5% Disability fund that targets assistance to the disabled persons. This intervention helps to lift up the disabled persons to develop their residual capacities, have formal and special education, rehabilitation service etc.

PWDs live in the world of able-bodied people therefore they are unable to access public places to participate in shopping, banking, schooling among others. Most struggle to get access to these places including the Municipal Assembly block. Consequently, the PWDs depend on relatives and friends to come to their aid when it comes to accessing such places in the municipality. To this end the Department of Social Welfare and Community Development is undertaking public education to sensitize stakeholders on the existing laws that requires public places ought to be disable friendly.

Child/Children Abuse There are different forms of child abuse in the Municipality. Most conspicuous one is child labor. Children out of school are seen hawking and pooling wheel barrow in the Central Business District and also working in Cocoa farms and serving as domestic servants. Other abuse had to do with domestic maltreatment and defilement. These are often handled by the police through the Department of Social Welfare and Community Development. The abuse in marriages such as betrothal, defilement, rape and early marriages is also common. This situation leads to high school drop-out and eventually increases the illiteracy rate in the municipality.

Orphans and vulnerable children are more in the municipality as a result of imprisonment of parents, maternal deaths through labor, HIV/AIDS and other causes.

The Aged has been abandoned by their children and is therefore living in abject poverty. The situation is explained by the fact that most of the aged worked in the informal sector during their economically active years and were therefore not covered by any social security. Most of the farmers cultivated annual crops and for that matter now that they can no longer farm, they have nothing to live on. It has also been realized that some of the aged also did not invest in their children's education, so the children themselves do not have enough for themselves and their families to be extended to their aged parents. The Assembly has therefore identified the aged in needs to register them under National Health Insurance and LEAP but more aged people are not captured.

Livelihood Empowerment against Poverty (LEAP). The program provides conditional cash transfers to extremely poor households who have either no alternative means of meeting their subsistence needs or limited productive capacity. The Assembly has so far registered 500 household to benefit from the intervention this year. Most of the registered beneficiaries are the aged without support, orphan and vulnerable children, severe disability and children under two years without support. This social intervention reduces poverty situation of the vulnerable and improves their wellbeing in the municipality. But there are many of these categories of people who are left out so expansion have to be done.

The institutional structures such as Department of Social Welfare and Community Development, Domestic Violence and Victim Support Unit, Family Tribunal, Juvenile Courts, Commission of Human Rights and Administrative Justice, Legal Aids are well established though but not adequately equipped to effectively address the vulnerability problems in the Municipality. Recently UNICEF is doing well by helping the department to carry out its mandate

Support for various Vulnerable Groups- The municipality offered support for the various vulnerable groups. Table below provides type of support offered

Table 1.17 : Vulnerable programs

ACTIVITIES	STATUS	BENEFICIARIES		
		GENDER		
		MALE	FEMALE	TOTAL
Undertake Public education on Good Nutrition among children between 0-5 years	347 Malnourished children reduced through sensitization	124	223	347
Protect the right of children and vulnerable Peoples	292 orphans, child workers protected from abuse	130	162	292
	59 PWDs registered and 59 rehabilitated	28	31	59
	3,038 PWDs and poor people assisted to access health care through NHIS	1,314	1,724	3,038
	3002 core poor benefit from Livelihood Empowerment Against Poverty (LEAP)	1,461	1,541	3002
Assist Girls on Gender Responsive programme for employable skills	2 girls enrolled into Gender responsive programme	0	2	2
Women group empowered to undertake skills development training in Soap Making Gari processing and Palm oil extraction	80 Women undertake skills development training in Soap Making Gari processing and Palm oil extraction	0	80	80

Undertake Gender Based Violence (abuse/Neglect) intervention.	39 Gender Based Violence(abuse/Neglect) intervention cases implemented	16	23	39
TOTALS		**3,073**	**3,838**	**6,956**

Source: MPCU: 2025

Potential implications are inadequate data on the vulnerable, low skills development among the PWDs, poor support for PWDs, inadequate funds coupled with many applicants of the PWDs, high incidence of poverty among people living with disabilities, Poor resource of public agencies responsible for PWDs, Poor accessibility of PWDs to public places, negative attitudes towards PWDs and the aged and many LEAPS prospective beneficiaries not enrolled onto the program. For future development we need to support PWDs for income generating activities, facilitate LEAP Programs, provide skills training programme for PWDs and undertake sensitization programme on Gender based violent.

2.6.7 Sanitation -Current Access to Liquid Waste Management Services

Access and type of sanitation facilities used in the Sunyani Municipality are distributed on income levels. The low-income households constituting about 20% mostly depend on public toilets. The middle- and high-income group constituting about 76% have toilets facilities in their homes. The remaining 4% is made up of formal and public organizations such as offices and residents of regional coordinating council, offices and residents of the Municipal Assembly, offices of SSNIT, Cocoa Board, Financial institutions, offices and residents of security services among others

About 25% of the low-income groups of all ages defecate on refuse dumps, drains and other open areas.

Both household and public toilets are connected to septic Tanks. Emptying and transport services of faecal sludge are done mainly by Sunyani Municipal Assembly and Zoomlion Company Ltd. Other private companies provide limited services of cesspit emptying. Unregistered private company called conservancy labourers also provide minimal services in communities that use pan latrines.

Septic tanks are dislodged and transported by the emptier trucks into a stabilization (Oxidation) pond.

Poor roads in unplanned settlements always inhibit the transportation of services.

Treatment of liquid waste from areas served by cesspit tanks from all types of toilets is accomplished in the liquid waste stabilization pond. There are no facilities for treatment of faecal waste from pit latrine. Pit latrine needs to be emptied periodically but in many of the communities it is not feasible to dig a new pit when they are filled up due to lack of availability of land and other resources.

Many of the people delay the emptying of pits which often results in the toilets over flowing whilst many others opt for the easiest means of disposal. The dumping of liquid waste into open drains, rivers, and open spaces are common scene in the Municipality. This practice is unhygienic and therefore poses threats to the health and wellbeing of the people in such communities.

Currently, there are six organizations including Sunyani Municipal Assembly, are rendering liquid waste management services to the Sunyani Township. These are:

1. Sunyani Municipal Assembly
2. Zoomlion Company Ghana LTD
3. Ghana Prisons Service (Sunyani)
4. Sunyani Technical University
5. The Army (3BN), and
6. Alhaji Alabeikona.

The role of these service providers are as follows:

- Zoomlion: collects and dispose of liquid waste from some selected communities in Sunyani Municipality. The company has two (2) Cesspit Emptier Trucks which are equipped with vacuum pumps capable of dislodging contents of cesspit tanks at the excreta sites
- Prisons Service, Army barracks and Sunyani Technical University; Liquid waste management services are limited to their immediate precincts only. Each has a cesspit emptier that facilitate transportation of excreta to final disposal sites.

TYPES OF PUBLIC TOILETS IN USE IN SUNYANI MUNICIPALITY

Table 1.18 Toilet facilities in the Sunyani Municipality as at June, 2025

PUBLIC	No	PRIVATE	No	TOTAL
WC	11	WC	16,167	18,821
VIP	4	VIP	480	480
STL	16	STL	-	16
PAN	0	PAN	87	87
POUR FLUSH	2	POUR FLUSH	-	2
KVIP	3	KVIP	2	5
PIT LATRINE	0	PIT LATRINE	526	526
TOTAL	**36**		**3,991**	**19,937**

Table 1.19: Institutional Latrines in the Municipality

TYPE OF FACILITY	COMMUNITY		NO CONSTRUCTED	POPULATION
KVIP	Presby school		10 seater	1,200
KVIP	Ohukrom A/M		6 seater	200
KVIP	Kotokrom A/M		10 seater	800
KVIP	Abesim R/C school		10 seater	1,400
KVIP	Nyamaa school		10 seater	600

Source: Environmental health unit-SMA

2.6.8 Critical Areas for Improvement

It is important to clamp done on the negative practice adopted by some landlords to convert domestic toilets and bath houses into additional accommodation for rent. This is made possible by high rent charges and inadequate accommodation in the township in the wake of increasing students' population. In this regard, promotion of the household toilets is key in the implementation of the Sunyani Liquid waste management strategy to eliminate open defecation which constitute a serious health hazard in the townships

The other critical area worth considering is in the area of private sector participation in the liquid waste management system in the township. There are numerous Public Private Partnership opportunity existing in the liquid waste management in the Municipality. These opportunities must be drum home to the private investors to enable them to take advantage.

2.6.9 Solid Waste Disposal

Solid waste management is a system for handling all solid waste materials such as garbage or refuse. The overall goal of solid waste management is to collect, store, treat and dispose of solid wastes generated by all population groups in an environmentally and socially satisfactory manner using the most economical means available.

2.7 Composition of Solid Waste

Most common generated are domestic refuse (garbage), polythene materials, waste tires, scrap metals, furniture and discarded appliances, empty aerosol cans, textiles, construction and demolition debris.

Table 1.20:Type of Waste

TYPE OF WASTE	Organics	Plastic & Rubber	Paper & Cardboard	Metals	Glass	Textiles	Inert Residue	Miscellaneous
PERCENTAGE	73%	7%	6%	2%	3%	1%	6%	2%

Figure 1.10 Composition of Solid waste generation in Sunyani Municipality

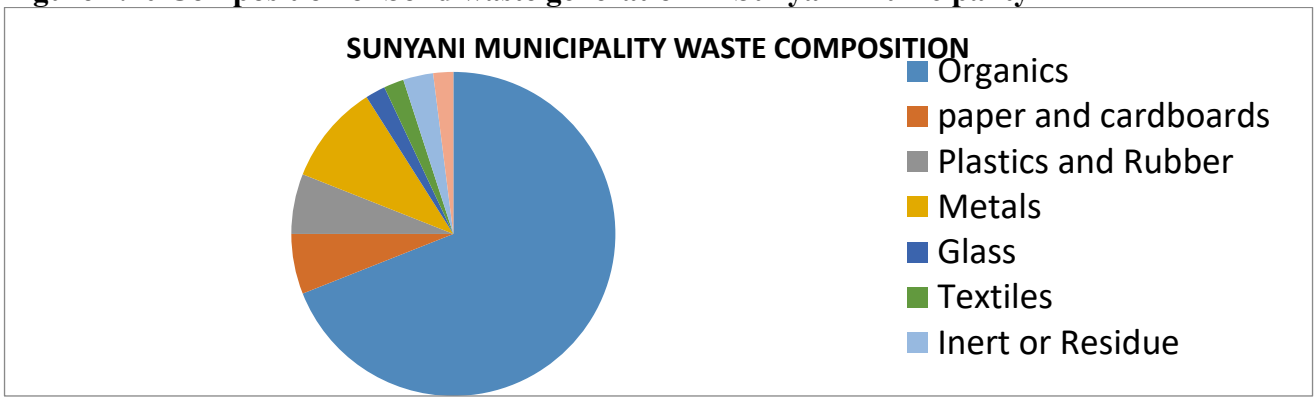

Source: Environmental Health Unit -SMA

About 80 percent of solid waste are generated from the low-income residents, 17 percent come from middle-income residents, and three percent of solid waste from high income groups. Most of the waste generated from the low-income residents is not effectively collected. The ratio of waste collection by the Assembly and the Zoomlion increased from 50 percent up to 70 percent after the later was engaged to collect and dispose off solid waste 10 years ago.

A high rate of population growth and increasing per capita income have resulted in the generation of an enormous volume of solid waste, which poses a serious threat to environmental quality and human health. As the population grows, the congenital problem of waste management comes along with it. Technological and economic advancement has also made the types and kinds of Solid Waste very diverse and their management much more complex.

Consequently, solid waste is not only increasing in composition in the Municipality but also changing in quantity from a few kilograms to tonnage proportions recently.

The Municipal Assembly has Thirty-Six Container sites with Forty (40)12m³ communal containers placed at all the sites. The Assembly and Zoomlion Company have also introduced door-to-door dustbin collection from households. This has improved the coverage from 53% to 70% for Sunyani Township only. This forms just about 45% of the entire Municipality leaving 55% uncollected.

The Assembly has two hundred and forty (240) litter bins while Zoomlion Company Limited has about Three thousand (3,000) of such bins. These are distributed in the high- and middle-income communities in the city.

The rapid population growth therefore indicates that the Assembly has to increase funding for sanitation activities to avoid the spread of water borne diseases which will eventually affect productivity in the key economic sectors.

For potential implications, there is inadequate refuse containers, inadequate household and public toilets and low public education on environmental sanitation. For future development we to provide refuse containers and public toilets.

2.7.1 Migration

There are two types of migration, namely internal and external. Internal migration is the movement of people between geographical boundaries within national borders whiles external migration is the movement of people across geographical boundaries outside national borders. Internal migration can be analyzed in terms of intra and inter-region. Intra-regional migration refers to population movement between localities within an administrative region, while inter-regional migration is the movement of people between different administrative regions of the country.

Migration of the population is measured by combining data on the place of birth with place of enumeration and duration of stay at place of enumeration. The birthplace of a person refers to the locality of usual residence of the mother at the time of birth.

Since more than 50% of the population are migrants, it can be deduced that migrants had contributed significantly to agriculture production and to a large extend growth of the local economy to enhance living conditions of people in the municipality.

2.7.3 Environmental Situation

The quality of environment is vital for the sustainable development of the district. This will no doubt promote efficient, safe, healthy and sustainable environment.

a. Conditions of the Natural Environment vegetation consisting of both tall and short trees and grasses constitute the critical element of the natural environment in the municipality. Over the years, reliance on fuel wood for cooking, annual bush fires, charcoal burning, the activities of chainsaw operators and poor farming practices constitute the major activities, which degrade the environment. The activities of a large number of contractors who win sand and gravel for various constructional projects also cause considerable degradation to the district's environment.

This does not only leave farming land bare and exposed to erosion, but it is gradually destroying the vegetation and changing the ecology of the municipality. Farming along water courses has also brought about the silting of water bodies and destruction of the vegetation protecting the water bodies.

b. The Built Environment

The impact of human activities on the built environment such as poor drainage system waste management, housing, road construction and inadequate settlement planning characterize the built environment in the district.

There are about 34 planning schemes in the Sunyani Statutory Planning Area. Out of these, 30 are fully implemented, 4 are partially implemented. Even though implementation of planning schemes in the Municipality has been successful compared to other Districts, there are some challenges to their implementation, this includes removal of survey pillars, poor accessibility, misunderstanding by some Traditional Authorities, encroachment etc.

In recent times, unauthorized siting of containers and kiosks by traders especially in the Central Business District and along the green-belts is on the increase. These kiosks are in most cases placed on utility lines, lanes, pavements, water hydrants and other unauthorized places which tend to cripple the planning schemes in the Municipality. Again, the built environment experiences sheet and gully erosion on roads and residential areas. Settlements where erosion is more pronounced include Atronie, Abesim and Nkwabeng.

The direction of growth in the Municipality is towards the East, West and South that is Atronie Road-Asufufu, Adomako, Kwaware, and Baakoniaba. Kumasi and Techiman roads. This may suggest the need to open-up the area with social services and infrastructure development. This development leads to flooding in the municipality resulting in loss of properties and income loss especially of the vulnerable.

2.7.4 Settlement Growth

The Municipality has a total land area of 829.3 Square Kilometers. Sunyani is one of the fastest urban growing Municipalities in Ghana. The urban growth rate is 3.6% whiles the national growth rate is 2.4% as at 2020.This is associated with rapid settlement expansion. In 1960 settlement expansion was less than 30 square Kilometers whiles in 2025 it has skyrocketed to 119.48 square kilometers. For instance, in 1960 settlements covered only 60 hectares of land. However, this has increased to 804.7

hectares, an increase from 24.5% to52. 8 % in 1980 and 11,947. 5 hectares representing 78.6% in 2025. The housing stock or properties as at 2025 was 31,455.

The Municipality also harbours major facilities in the Region. These include Regional Hospital, Volta River Authority, Ghana Water Company. The Regional Police and Military Commands Ghana Fire Service among others. There are also three- and two-star hotels located in Sunyani.

These indicate that social services delivery such as education, health, water, sanitation facilities among others need to be expanded to accommodate the increase population. The rapid development provides ample evidence that the municipality now qualifies for Metropolitan status.

Figure 1.11 Map of hierarchy of Settlements Based on Functionality

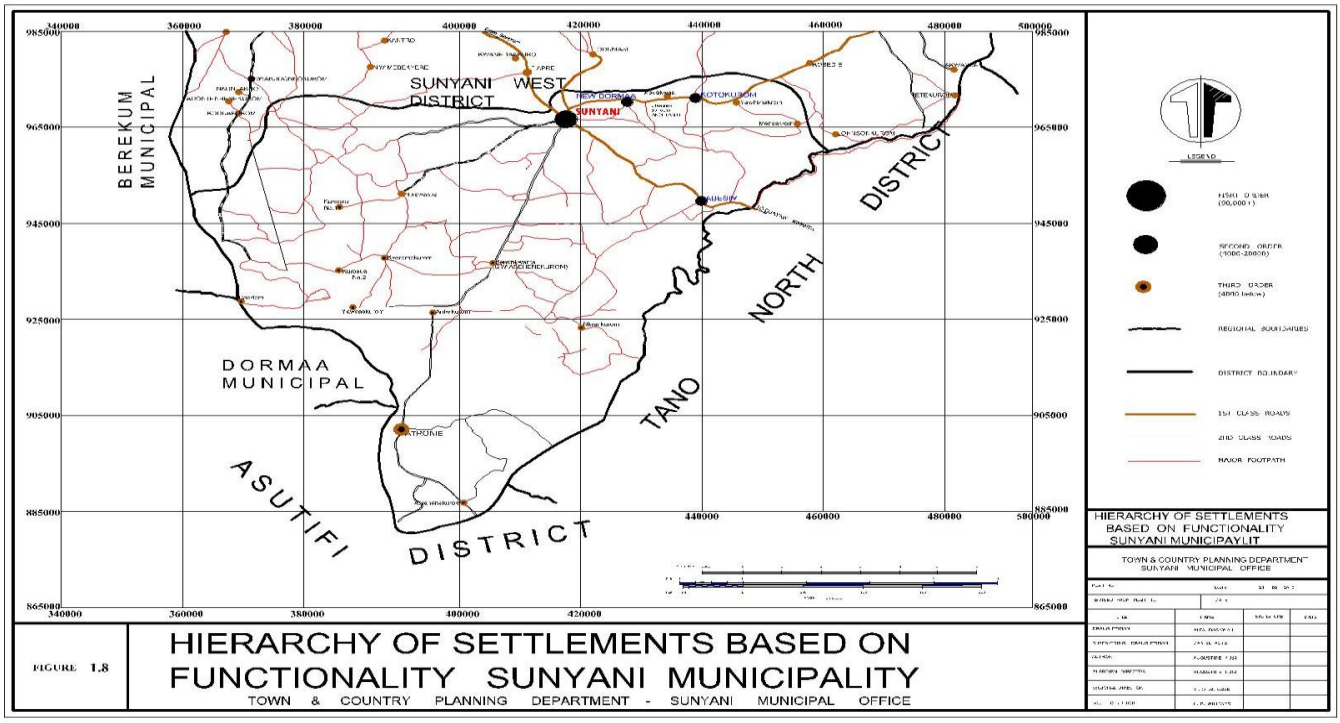

2.7.5 Climate Change Analysis

The Municipality organized meetings to create awareness and promote afforestation, for 2022, 4 meetings were held and increased to 12 meetings as at May, 2025 to promote tree plantings exercises and control climate change.

The percentage change in disaster prevention and management was 60% as at 2022 and increased to 70% as at May, 2025.

The Communities in Sunyani Municipality were sensitized on bush/Domestic fires disaster to promote disaster prevention and how to handle disaster issues at home, bush and public places, as at 2022 Four (4) meetings were organized and increased to Thirteen (13) meetings as at May, 2025.Moreover, Community Fire Squad Volunteers were formed in various communities to support disaster

management. Some of the beneficiary communities are Sofokrom, Kyiribogya, Nwowasu, Atuahenekrom, Koosoah/Daadom, Benue Nkwanta, Jato Nkwanta, Jinijini, Adomako, Mensahkrom, Krosuah No.1, Kyeredua, Nkrankrom No.1, Yawmire, Watchman/Asufufu, Nsagobesa/Boreso, Nwawasua, Domsesre Yawhima etc.

2.7.6 Housing Conditions

The housing stock of Sunyani Municipal is 13,226 representing 0.4 percent of the total number of houses in the Region. The average number of persons per house is 8.4%

Over half (56.0%) of all dwelling units in the municipality are compound houses; 23.5percent are separate houses and 5.7 percent are semi-detached houses. Many of the dwelling units (45.2%) in the Municipality are owned by private individuals, 30.0 percent of the dwelling units are owned by members of the household, 20.8 percent are owned by individuals and public properties; 16.9 percent are owned by a relative who is not a member of the household. There is still huge gap for housing needs therefore calls for provision of affordable housing for the people. This means Assembly ought to invite private investors to participate in the delivery

The main construction material for outer walls of dwelling units in the municipality is cement/concrete constituting 75.5 percent with mud/mud bricks or earth accounting for 14.5 percent of outer walls of dwelling units in the municipal. Cement (79.6 %) and mud/earth (10.6 %) are the two main materials used in the construction of floors of dwelling units in the district. Metal sheets are the main roofing material (93.9 %) for dwelling units in the municipality.

Potential implication is inadequate housing stock, and housing deficit. For future development, we need to provide housing to meet demand for growing population.

2.7.7 Natural and man-made disasters

Disaster is a serious disruption of the functioning of a society or community causing widespread human, material, economic and environmental loses which exceeds the ability of the community to cope using its own resources. There are Natural and Man-made disasters.

Sunyani municipality is faced with numerous numbers of both natural and man-made disasters some of which include domestic and bush/wild fires, wind and rain storms and flooding. These disasters normally get to its peak at certain seasons in the Municipality.

The implications are depletion of forest resource, low interest in the exploitation of mineral resource, high level of deforestation, annual burning of vegetation, Poor drainage system, Disappearance of streams and rivers, inconsistent rainfall pattern, Occurrence of rainstorm disaster, Poor built environment. We need to educate the public on deforestation, exploitation of resources and provision of drainage system. `

2.7.8 Domestic and Bush Fire

Domestic fire disaster is one of the commonest disasters the municipality usually faces. Per the survey conducted by NADMO municipal office, most of these domestic fires are caused by negligence of some people in the usage of LPG gas for cooking, careless use of electrical appliance and use of open fire for cooking in traditional kitchens.

The municipal Assembly has embarked on a number of mitigation programs to help minimize and prevent domestic fire disasters in the municipal. Some of these preventive programs include public education.

Bush/Wild fire is also another disaster the municipality is faced with. This disaster usually occurs in the dry season where the bushes become try and becomes combustible. Farming activities in most of the villages in the municipality are contributing factor in bush fires. Most farmers often use fire to burn their farm after weeding. This sometimes causes bush fire especially when the belt around the farm land is not created properly. Some of these communities prone to fire disasters include Atronie, Antwikrom, Nwawasua, Daadom, Yawsae, Nkrankrom, Kyiribogya and others.

2.7.9 Hydro Meteorological Disasters

Wind and Rain storm disaster rainstorm disasters that sometimes occurs in the municipality especially during the rainy season. There are several cases of wind and rain storm disaster that have been recorded by NADMO office. These disasters usually occur in areas where buildings are directly subjected to heavily wind and rain storm resulting in the roof being ripped off.

Flooding is also another disaster that occurs in the municipality. It usually occurs in the rainy season. A survey conducted by NADMO Sunyani secretariat revealed that, flooding occurs in flood prone areas in the municipality as a result of poor drainage system and unauthorized building in water ways. some of the flood prone areas in the municipality include portion of Nana Bosoma market, Abonsuam, Akorakwadwo, Mama Lawson, May fair, Abuja washing bay, New Dormaa Chester Owusu filling station among others.

Table 1.21: Disaster Safe havens in the Municipality

COMMUNITY	PRONE AREAS	SAFE HAVENS
New Dormaa	Opposite Chester Owusu filling station	SDA school, Sacred Heart church
New Town	Abonsuam, Akorakwadwo, Space FM Betel junction	SDA church Central
Nkwabeng	May fair, Abuja washing bay, Goil filling station	Pentecost church

Penkwase	Mama Lawson, Bosoma market, UK hotel	Main lorry station

Source: SMA Disaster Prevention Dept. 2025.

Hydro metrological disasters, domestic and bush fires have serious negative development implications on the wellbeing of the people in the municipality. This is because it destroys lives and properties to exacerbate poverty situations of the people. In this regard, the Assembly's support is needed to avert such disasters.

The potential implications are low financial support for NADMO office, high rate of bushfire and domestic fires, low enforcement of bye laws to prosecute offenders of bush and domestic fires, low public education on hydro metrological disasters, bush and domestic fires and non-enforcement of building regulations

2.8 Spatial Analysis

2.8.1 Hierarchy of Settlements

The hierarchy of settlements in the Municipality are categorized into five levels. This is done based on the percentage of total weighted index of 570.

Table 1.22 Hierarchy of Settlement

Category	Definition	
	Percentage of total Weighted Score	Range of total Weighted Index Score
Level I	70-100	399-570
Level II	30-69	171-393
Level III	20-29	114-170
Level IV	10-19	57-113
Level V	0-9	0-56

Source: MPCU 2025

Settlements under Level (V) dominate in the Municipality. On the average these 13 settlements enjoy about 3.9 percent of the available services compared to Sunyani which enjoys 97.3 percent. Looking at service distribution in the Municipality, most populous settlements are more served than less populated settlements.

Using basic facilities such as basic schools, Boreholes, CHPS compound, Agricultural Extension Services and the functionality of Unit Committees. Agricultural extension services are enjoyed by 6 settlements whiles about 7 settlements have functional Unit Committees. It is therefore imperative for the Assembly to ensure the functionality of all the services to facilitate prompt delivery for the development of the municipality.

Table 1.23.SCALOGRAM ANALYSIS

COMMUNITY	POP	FACILITY																											
		P/S	JHS	SHS/VOC/I	TERTIARY	NETWORK COVERAG	INFO.	FM	POLICE	COURT	FUEL	LORRY	PUBLIC	FITTING	MARKET	BANK/MF	HOSPITAL	HEALTH	CLINIC/CH	PAVED	ELECTRIC ITY	AES	HOTEL/G-	PIPE	BOREHOL E	CAPITAL	TOTAL	TWI	HCY
SUNYANI	105,959	X	X	x	X	x	x	X	X	X	x	x	x	x	x	x	x	x	x	X	x		x	x	x	x	24	797	1st
ABESIM	23,466	x	X	x		x	x		X		x	x	x		x	x	x	x		X	x		x	x	x	x	19	441.3	2nd
NEW DORMAA	8,885	x	X			x	x				x		x	x	x	x		x		X	x			x	x		14	254.7	3rd
ATRONIE	7,824	x	X			x	x					x	x		x				x	X	x				x	x	12	184.7	5th
KOTOKROM	2,600	x	X			x	x				x		x		x			x		X	x		x	x	x		13	204.7	4th
YAWHIMA	2,218	x	X			x	x				x	x							x	X	x			x	x		11	160.4	6th
DAADUM	805	x																							x		2	18.2	11th
YAWSAE	546	x	X												x			x							x		5	64.9	9th

NKRANKROM	**538**	**x**	**X**			**x**													**x**						**x**		**5**	**59.3**	**10th**
ATUAHENE-KROM	**393**	**x**	**X**			**x**	**x**						**x**						**x**	**X**	**x**				**x**		**9**	**114.7**	**7th**
NWANWASUA	295	**x**	**X**			**x**	**x**					**x**	**x**												**x**		**7**	**86.1**	**8th**
NO. OF SETTLEMENTS		**11**	**10**	**2**	**1**	**9**	**8**	**1**	**2**	**1**	**5**	**5**	**7**	**2**	**6**	**3**	**2**	**5**	**5**	**7**	**7**	**0**	**3**	**5**	**11**	**3**			
CENTRALITY INDEX		**1000**	**100**	**100**	**100**	**100**	**100**	**100**	**100**	**100**	**100**	**100**	**100**	**100**	**100**	**100**	**100**	**100**	**100**	**100**	**100**	**100**	**100**	**100**	**100**	**100**			
WEIGHTED CENTRALITY SCORE		**9.1**	**10**	**50**	**1000000**	11.1	**12.5**	**100**	**50**	**100**	**20**	**20**	**14.3**	**50**	**16.7**	**33.3**	**50**	**20**	**20**	**14.3**	**14.3**	**0**	**33.3**	**20**	**9.1**	**33.3**			

2.8.2 Infrastructure

2.8.3 Road Network and Conditions

The Municipality is accessed mainly by a mix of road network of Urban, Highways and Feeder Roads. Unfortunately, most of our urban and feeder roads become impassable during the rainy season as a result of serious erosion problem due to lack of good drainage system. Specifically, the annual ritual of reshaping the gravel and earth roads without proper drainage due to inadequate funds exposes the roads to erosion during raining season. Potholes and other defects lead to bad condition of the roads.

The Urban Roads Department manages a road network of 513.711km inventoried roads, made up of 232.33km of paved and 281.38km of unpaved as at December 2025.The Urban Area also have unknown length of un-engineered roads. The smaller settlements are also connected with Feeder Roads with Network length of 170km of which 96.90km is engineered.

On traffic management and road safety, the Unit ensures maintenance of 6No.Traffic Signal Intersections and walkways within the Municipality to control and regulate the movement of vehicle and pedestrians for a better level of service.

2.8.4 Road Classification

Roads in Urban Areas are classified in four categories which are; Major Arterials, Minor Arterials, Distributors or collectors, Access or Local Roads.

Major Arterials are the Trunk Roads e.g. Fell Street (Sunyani – Bechem Road). These Roads usually runs from one Region to the other or from District to another District. The Minor Arterials takes its route from Major Arterials to the communities whilst the Distributors or Collectors takes its route from the Minor Arterials to the Localities. The Local or Access Roads also take it route from the Distributors or Collectors to give access to people's residents. Next page shows Sunyani Map Road Classification.

PROFILING FOR 2022 – 2025

Examples of Major Arterials within Sunyani Municipality as per the Map above are;

1. Construction of Walkway (Post Office RDB – SUSEC – 2.85KM both sides)
2. Grading (Sunyani Zonal Council, Abesim Zonal Council and Atronie Zonal Council – 180KM)
3. Pothole Patching (18KM)
4. Maintenance of Road signs (82No.)
5. Guardrail Maintenance (1KM)
6. Traffic Light Maintenance (6No.)
7. Desilting Works (5,200M^3)
8. Grass cutting (66KM)

PROFILING FOR 2023 – 2025

Examples of Major Arterials within Sunyani Municipality as per the Map above are;

1. Clearing of Right of Way / Grading on Selected Roads in Abesim Township Area
2. Grading of Selected Roads in Abesim Dominase / Kyidom Area
3. Grading of Selected Roads in Sunyani Zonal Council
4. Grading of Selected Roads in Baakoniaba Area
5. Grading of Selected Roads in Penkwase Area
6. Minor Drainage Repairs / Slab Replacement
7. Maintenance of Guard Rails (Main Station, Poly And VRA) Within Sunyani Municipality
8. Maintenance of Road Signs / Markings
9. Pothole Patching Within Sunyani Municipality - Zone 2.
10. Desilting of U-Drain along Baakoniaba Road Near Shel Filling Station and PWD – RHS
11. Desilting of U-Drain along Inner Ring Road (From SSNIT T/L - Fiapre R/A)
12. Construction of 1.4 km tarred road, 1.4 walkway, 0.9 and 0.6 at Magazine for Ghana Secondary City Support Programme (GSCSP).
13. Construction of 1.40 KM Tarred Road with 1400M 0.6M and 0.9M Slabbed U-drains 3X3 (M) Double Cell Culvert, Paved 1400M Walkways and 47No. Single Arm Street Light, 47No. Luminaries at Sunyani is on-going. 70% Work of Contract has been achieved.

PROFILING FOR 2024 – 2025

1. Grading of selected Roads in Abesim Zonal Council, Yawhima, Kotokrom, Tanano, Ankobea, Mireku, Gyaase and Dominase Area.

2. Grading of Selected Roads in Sunyani Zonal Council, Asufufu, Penkwase, Kobeda, Airport Residential, Sunyanitifi, Asuakwa, Magazine, Dr. Berko, Baakoniaba and Tonsuom Estate Area

3. Grading of Selected Roads in Atronie Zonal Council, Atronie, Daadom, Jinijini, Nwowasu and Atuahenekrom Area.

4. Graveling of 28 km within the Sunyani Municipality under the District Road Improvement Programmes (DRIP) started on 9th September to December 6, 2024.

2.8.5 Road Maintenance Activities / Asset maintenance

Maintenance works is the core business of the Municipal Assembly. Maintenance ensures that the asset continue to function as designed or intended to meet the required quality standards throughout its anticipated life span.

The Assembly used funds from the central government to undertake major maintenance activities namely Routine and Periodic Maintenance.

Routine maintenance comprises a range of small scale and simple activities usually carried out either monthly, quarterly or once a year, but usually widely dispersed.

Typical activities include roadside verge clearing and cutting back encroaching vegetation, cleaning of silted ditches and culverts, gravel patching and pothole repair, and light grading/reshaping of unsealed surfaces.

Regular Routine Maintenance operations in the municipality are good opportunities to identify periodic maintenance needs. These activities are carried out in longer period compare to Routine Maintenance, usually over a year activity. It includes construction of drains, re-gravelling, resealing, reconstruction, rehabilitation.

2.8.6 Road Condition Mix

Road condition mix for pave has changed as at the end of the year 2024.

Overall, paved roads are 233.68km while unpaved roads are also 281.38km.

The table 1.24 and 1.25 below which are supposed to be comparisons of road condition mix for a year period has changed with a difference of 0.44%. This shows improvement to the condition mix.

Table 1.24 ***Road Condition Mix as at 31st December, 2025***

	PAVED		UNPAVED		TOTAL	
	Km	%	Km	%	Km	%
GOOD	132.52	56.69	82.05	29.16	214.57	41.66
FAIR	16.82	7.24	91.32	32.45	108.05	20.98
POOR	84.34	36.09	108.01	38.39	192.35	37.35
TOTAL	**233.68**	**100**	**281.38**	**100.00**	**514.97**	**100**

Table 1.25: Road Condition Mix as at 31st March, 2024

	PAVED		UNPAVED		TOTAL	
	Km	%	Km	%	Km	%
GOOD	131.12	56.01	82.05	29.16	211.77	41.22

FAIR	16.82	7.19	91.32	32.45	108.14	21.05
POOR	85.79	36.7	108.01	38.39	193.80	37.73
TOTAL	**233.73**	**100**	**281.38**	**100**	**513.71**	**100**

Figure 1.1, 1.2 and 1.3 shows pie charts illustrating road condition mix for the road network, paved and unpaved roads.

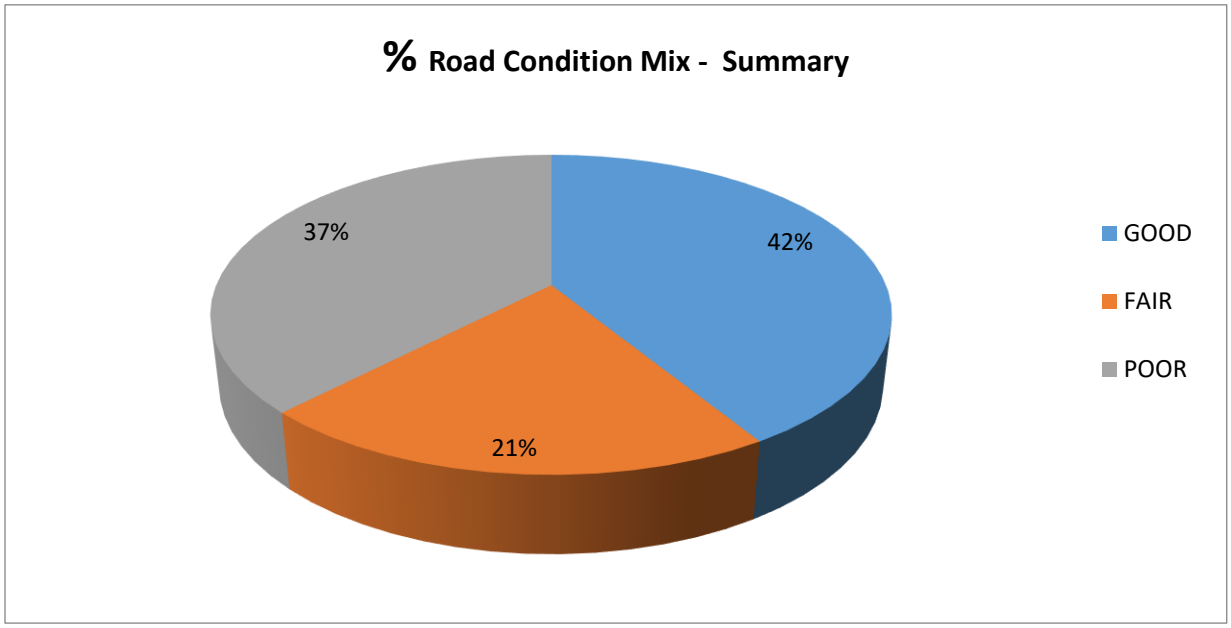

Fig 1.1: Road Condition Mix -% Summary (Paved & Unpaved)

The inadequate funds for regular maintenance and construction of un-engineered arterial and access roads hinder transportation of goods, services and people and these affects the growth of the local economy hence the reduction in the revenue generation of the Assembly. Poor road conditions similarly affect the delivery of efficient services such as health and this can reduce productivity for the plan period.

The potential implications are inadequate funding support, Poor community access roads, low coverage of tarred road and deplorable conditions of feeder roads. We need to provide tarred roads and reshaping of access roads.

2.8.7 Communication and Postal Services

The Municipality has access to four cellular networks that include MTN, Airtel Tigo, and Vodafone. Though it enjoys 4G MTN access is limited to the urban centers it has enhance quality of communication especially the data service. Aside the 4G lite platform, MTN and the other 3 telecom networks' 3G platform has covered almost the entire municipality. Though there is a strong presence of the Telecommunication companies, some areas of the Municipality like Kotokrom, Nwawasua and Benunkwanta and its environs still struggle to get stable network.

The telecommunication presence has become a driver of businesses in the municipality. Businesses are expected to grow with stable network services. The strong voice and data service had contributed massively to economic growth with lots of youth engaging in internet business to fill out online forms for and undertake mobile money businesses. Thus, providing employment for the youth.

2.8.8 Transport services

The private commercial transport companies such as the GPRTU, PROTOA, VIP, OA among others dominate the transport business. The state Intercity STC and Metro mass transit also provide transportation services to complement that of the private companies. All these provides both inter and intra services to the people in the municipality. All residents both in the urban and rural communities can easily access the transportation service without hindrance. The transport service serves as the pivot of economic growth to the local economy due inter and intra movement of goods and services

2.8.9 Energy

Households in the Municipality use varieties of energy sources including electricity, kerosene lamps, gas lamps and solar energy. Majority of households in the Municipality use electricity as the main source of lighting constituting 80.1 percent and 30.7 percent in rural households. About 59 percent and 8.6 percent households in the rural areas use flashlight/torch light and kerosene lamps respectively as the main source of lighting. In contrast, the proportion of urban households using flashlights and kerosene lamps are 6.8 percent and 2.7 percent. Solar energy, electricity from private generator, gas lamp, firewood and candle as household source of lighting is less than one percent in all cases. Fuel and gas energy especially for automobiles and for domestic and industrial use are easy to access in the municipality but expensive as it pertains in every part of the nation. This is evidenced by numerous fuel filling stations in the municipality

The main source of energy in the municipality is electricity and this is supplied and managed by the Volta River Authority/NEDco. These sources are expensive and sometimes unreliable due to intermittent power outage. Though coverage is about is about 85.6% (MPCU 2021) most rural communities are yet to be connected to the national grid. In this regard the Assembly is making frantic effort to extend the facility to all settlements including the new developed areas. The connection of all settlements to the national grid would increase the number of small businesses in the new settlements and the rural areas to enhance employment generation.

However, this indicates that the Assembly would have to increase its revenue generation to meets the projected service delivery target for energy expansion. Energy in the municipality has become wheels

of industry and economic activities the challenges will therefore affect economic growth targets of the municipality.

The potential implications are non-coverage of electricity in the new settlements and in the rural areas, high cost of fuel including gas for domestic consumption, inadequate funds for extension of electricity, high cost of electricity and frequent power outage. We need to provide electricity for new settlement.

2.9 Peace and Security systems

Sunyani Municipal is one of the most peaceful municipalities in Ghana in terms of human security. Apart from the peaceful nature of the people in the municipality, it also serves as the hub of the security agencies in the Bono Region by virtue of its status as the regional capital of the Region.

The security agencies that are permanently located in the Municipality are the Regional Divisional and Municipal Police responsible for the maintenance of law and order and the protection of life and property in the Municipality

Other security agencies that play important complementary roles in maintaining law and order are Sunyani Central Prisons, Ghana Immigration Service, Customs, Excise and Preventive Service, Ghana Fire Service, Bureau of National Investigation (BNI), the Third Infantry Battalion at Liberation Barracks and the Military Intelligence Unit.

In addition, the people in the Municipality have easy access to Regional High Court 1, 2 & 3 as well as District Magistrate Courts "A" & "B" and Circuit Court "A" all sited within the Sunyani Municipal for all civil and criminal cases.

Furthermore, regional and municipal state institutions like the Commission for Human Rights and Administrative Justice, the Domestic Violence and Victims Support Unit, the Social Welfare Department, the Economic and Organized Crime Office and the Rent Control Unit all render diverse quasi-judicial services to the people in the Municipality.

Justice cannot be said to be complete, if there is no access to legal services. Fortunately, the Municipality is abounded with a lot of private legal firms in addition to the services of Legal Aid Board which render legal services to all prospective clients within the Municipality.

The traditional authorities within the Municipality also contribute immensely to the peace, justice and security of the Municipal by providing alternative dispute resolution and arbitration platforms for the people within their jurisdictions for minor civil cases.

Maintaining law and order is becoming difficult as a result of increasing population coupled with insufficient security personnel as well as inadequate logistics and accommodation facilities for the security agencies within the Sunyani municipality.

In spite of these limited challenges confronting the Municipality, it still remains one of the peaceful and safest places in Ghana as far as human security and justice are concerned. This peaceful coexistence has facilitated the implementation of development projects in the municipality

2.9.1 Police Service and Fire Service

Sunyani municipal Police command as at April, 2021 has five well-functioning stations with one hundred and eighty-one (181) personnel within its area of jurisdiction. The most recent re-opened

station is the Atronie Police station on where the Command withdrew its Services for about eight years following the clashes between the Police and the community members.

Manpower-The population increases does not commensurate with the number of police personnel in the Municipality and therefore police-civilian ratio is not appreciable as indicated in the table below:

Table 1.26:Police-Civilian Ratio of the Municipality, 2022-2025

PERIOD	No. OF PERSONNEL	CIVIL POPULATION	RATIO
2022	185	147,797	1:199
2023	179	151,199	1:845
2024	187	154,693	1:827
2025	185	158,440	1:856

Source: Sunyani Municipal Police, 2025

2.9.2 Logistics and Accommodation- The Command is in dire need of logistics such as vehicles, motor bikes computers, office furniture among others. The inadequate vehicles and motor bikes hamper the sustainability of community patrol and escort operations. The District Command and other sub district offices operate in dilapidated offices and therefore need immediate attention to enhance work performance. Ideally the personnel of the service should be accommodated in one location to facilitate mobilization of personnel for any unrest. However, due to inadequate residential accommodation most of the personnel are staying in private accommodation scattered all over the municipality. These challenges could easily retard development indicators set for the planning period since security provides law and order for development to prevail.

The current Municipal police civilian ratio of 1: 856 lower than the national police civilian ratio of 1:1,200. The task of Municipal Command is enormous, this includes providing visibility at certain vantage positions, frequent snap checks at night and frequent patrols at new settlements where access to security is virtually absent. The low police civilian ratio has negative implications on Municipality's development. This is because the increasing public unrest, armed robbery and other social vices cannot be contained by the low police presence to maintained law and order for accelerated socio-economic development.

The Municipal Fire Command had personnel strength of 79 as at June 2025 that manages fire situation for the entire Municipality. The station has trained 50 Fire Volunteers to support in its operational activities.

The potential implications are inadequate office accommodation, lack of incentives/logistics for volunteers, lack of public address system to facilitate educational programs, Personnel do not have residential accommodation, inadequate logistics for security personnel, inadequate office and residential accommodation for security personnel and low security patrol in the municipality.

2.9.3 Community action Planning

The Sunyani Municipal Assembly undertakes community action planning as an integrated approach to development, actively involving local communities and stakeholders in the planning, budgeting, implementation and monitoring of programs and projects. This is primarily facilitated through Assembly's.

2.9.3.1 Key Aspects of community Action Planning.

2.9.4 Integrated Planning. The Assembly uses an integrated planning approach that combines development and spatial planning at the community level, addressing diverse needs like infrastructure, housing, environment and economic development.

Stakeholder involvement; The process involves wide range of stakeholders including Civil Society Organizations (CSOs), Non-Governmental Organizations (NGOs), Community -Based Organizations (CBOs), Traditional Authorities, Private Sector entities, Media, Community leaders and members.

Public forums and meetings; The Assembly organizes annual public/open forums and quarterly town hall meetings to inform the public about development plans and activities and solicit their views and feedback on local affairs.

Zonal Councils: Planning information such as budget details and meeting minutes is disseminated through Zonal Councils notices boards and community centres to ensure transparency and community knowledge.

Annual Action Plans. The community inputs help shape the Assembly's annual action plans which are aligned with the National Medium-Term Development Policy framework. These plans detail specific programs, activities, locations timeframes and implementation agencies.

Popular participation in the Sunyani Municipal is actively encouraged through formal governance structures, various community initiatives and the involvement of civil society organizations (CSOs). The Governance and civic engagement are Assembly and Unit Committee members, Inauguration of Councils, Public /Open Forums, Civic education programs and community and Development initiatives.

2.9.5 Cultural and Social Structure

2.9.6 The traditional set-up

The Sunyani Municipality is predominantly inhabited by the Akan ethnic group. The Municipal, also, serves as the regional capital of the Bono Region and offers economic opportunities that attract migrants from other parts of the country including the diverse Northern tribes, ewes, and Ga-Dangme which has the least population.

A vital element of the culture of the people in the Sunyani Municipality is the notion of hospitality. In the Sunyani Municipality, hospitality is a deeply rooted tradition that is closely linked to honour and reputation. Open displays of generosity and welcoming behaviour are essential values of the people in the Sunyani Municipality.

The Municipality upholds chieftaincy as an honoured and development institution. The Sunyani Traditional Council is composed of 22 divisional and sub chiefs and is headed by the Omanhene. There are about 27 settlements under the jurisdiction of the Sunyani Traditional Council.

In addition, some sub traditional areas like Abesim, New Dormaa, Kotokrom, and Yawhimakrom owe allegiance to the Dormaa Traditional Council. Other settlements like Nkwabeng North and South as well as Airport Residential Area fall under the jurisdiction of Odomase No.2 Traditional Council, while others like the Atronie govern themselves.

The Traditional Councils are responsible for mobilizing the people for development. The various traditional authorities within the Sunyani Municipality abhor the evocation of spirits and gods to curse; hence there are severe punitive measures for offenders of such acts. In addition, the Traditional councils serve as centres for alternative disputes resolution and arbitration in the traditional areas.

The success or failure of the municipality depends to a large extent, on their support. The chiefs in these areas have considerable knowledge of the traditional system, administrative and judicial powers as well as the protection and preservation of cultural and moral values of the people.

These capacities enable them to exercise indigenous and traditional authority over the people in the communities through arbitration of cases and imposition of traditional taboos in this perspective. They assist the formal court to reduce the high number of cases pending at the magistrate court.

As custodians of the land, they have leased large tracks of land to family members, migrant workers and private sector organizations for residential, agricultural and other purposes for the development of the local economy.

For a very long time, the various Traditional and Sub-Councils have not been celebrating festivals due to their inability to generate enough human and financial resources. A committee has recently been commissioned to plan and mobilize resources to celebrate some of the known festivals within the Sunyani Municipality. Funerals are however patronized and celebrated as festivals.

Chieftaincy conflict is not identified with the traditional governance system of the municipality. The various paramountcy and their sub chiefs are advocates of peace and security and this facilitate the promotion of development initiatives by the Assembly and civil society organizations in their communities.

In terms of corruption, community members have been empowered through public education to report corruption and hold officials accountable.

2.9.7 Social Accountability

Social accountability is an approach where citizens, civil society organization (CSOs) and communities hold public officials and service providers accountable. There should be civic engagement, empowering citizens to participate in governance and demand transparency, responsiveness and the effective use of public resources for participatory budgeting, Social Audits, community scorecards, citizens charters, citizens report cards and expenditure tracking.

2.9.8 Implementation Co-ordination, Monitoring and evaluation

The Municipal Planning and Co-ordination Unit (MPCU) is the primary body responsible for the implementation coordination, monitoring and evaluation of development Plans and projects within the Sunyani Municipality

The MPCU Coordinates the execution of programs and projects outlined in the approved developments plans, integrating efforts across various departments, public agencies and non-governmental organizations.

Monitoring and Evaluation is based on monitoring of programs and projects, collecting relevant data and evaluating their impacts on the Municipality development.

The Municipal Planning Co-ordinating Unit conduct monitoring and prepares quarterly review meetings and Annual Progress Reports to assess the status of implementation of the Annual action Plans and Medium -Term Development Plans through stakeholder's involvement. Effective implementation coordination, monitoring and evaluation have significant positive development implementations by enhancing projects success rates optimizing resources use and ensuring accountability and promoting evidence -based decisions-making for outcomes. Sometime, MPCU lacks logistics such as vehicles, fuel to carry out monitoring and evaluation.

2.10.2 Accessibility to other Services

a. Market Centers

Sunyani Municipal has a market called Nana Bosoma patronized by local traders and traders from surrounding districts and other parts of the country such as Kumasi and Tamale. The market day for Nana Bosoma Market is every Wednesday. The market is opened for all range of marketable goods from perishable goods to durable and even fixed assets. The market has toilets facilities for users and a slaughter house for meat processing. The market is accessible to people from surrounding districts of Sunyani West, Tano North, Dormaa West and Asutifi North and this is facilitated by good roads which takes less than an hour drive to the facility. Farmers and petty traders from Atronie, Domsesre, Nkrankrom, Nkrankese, Tanoano, Antwikrom, Benu Nkwanta, Yawhima, Yeboakrom, Nwawasua among others whose income depends on sale of produce weekly access the market less than an hour without difficulties due to good roads. This market has potentials for improving businesses of the SMEs

b. Banking/ Financial Services

Sunyani Municipality has several banks ranging from commercial to rural banks namely; Ghana Commercial Bank, Zenith, National Investment Bank, Barclays Bank, Ecobank and Nsoatreman Rural Bank. Other micro finance companies are found here too. These banks have opened branches across the municipality even in the less populated areas due to the motorable road in the municipality. This helps residents to access these facilities.

2.10.3 Public hearing, Social Accountability and Communication strategies

The Assembly organizes public hearings for its budget and development plans to ensure accountability and transparency. Businesses in the municipality are given opportunity to make inputs into preparation

of Fee Fixing Resolutions and the development budgets before they are finally approved. These stakeholders discuss appropriateness of specific rates and make recommendations to the Assembly.

At the Zonal Councils notice boards, the Assembly publishes the following documents to communicate with the general public the transactions of the Assembly: Annual Accounts, Audit reports and Budget and Fee fixing resolutions.

The preparation of this Medium-Term Development Plan incorporated community inputs before approval. Public hearings were organized to solicit inputs from community members at the Zonal councils before finalization and approval by the general Assembly. This process ensures accountability and transparency and also ownership of the plan by the people.

Additionally, the Assembly disseminates reports and ensures participation in its activities by the various stakeholders to up-date them on the transactions of the Assembly. For example, the Assembly led by MPCU and departments organize quarterly monitoring of programmes to ensure that projects are being implemented according to plan objectives. MPCU therefore involves CSOs, substructures and the community members in these programmes. The reports are disseminated to the stakeholders including the regional coordinating councils, NDPC and the Ministry of Local Government and Rural Development.

Town hall meetings are also organized in the Zonal Councils on Budgeting and finances of the Assembly

The major obstacle to these processes is the delay in the release of funds to the MPCU to facilitate the social accountability programmes. This prevents the MPCU to organize the required meetings in the year thereby stifling stakeholders' opportunity to participate in local governance.

2.10.4 Civil Society Organization's (CSOs) Participation

CSOs in the municipality ensures that governance reaches the door steps of ordinary people so that they are empowered to participate in Assembly's service delivery. Key among the CSOs is the Media which is playing critical role in educating the general citizenry on the services delivered by the Assembly. The Media both print and electronic in the municipality have been integral part of Assembly's programmes.

There about twenty local NGOs and CBOs which collaborate with the Assembly mainly on advocacy, child development, health and population, water and sanitation, micro credit, capacity building, women development, environmental issues and disaster management. It is identified that due their low financial capacity they most become inactive for specific periods. Irrespective of handicap, their contribution has gone a long way to enhance service delivery of the Assembly and also mobilize the grassroots to participate in local governance to improve service delivery of basic services in the municipality.

The potential implications are low-capacity building programme for Assembly members and staff, Low participation of citizenry in service delivery, low public education on civic responsibilities and Low financial capacity of CSOs. We need to provide training for Assembly members and staff and public education on civil responsibilities.

2.10.5 Information, Communication Technology (ICT)

The municipality has a strong ICT infrastructure most especially in the Urban Areas. This is made possible by the relatively stable urban electrification in the Municipality. However, due to the unstable and sometimes absence of electricity in the peri-urban areas of the municipality, ICT infrastructure is non-existent in these areas. The Municipality enjoys the services of the Golden Jubilee ICT Centre, which trains students and offer other services. The ICT centre is complemented by over 15 private ICT training centres including 4 tertiary institutions providing tuition on ICT.

2.10.5 Use of mobile phones

For the use of mobile phones, out of a population of 92,174 people of age 12 years and above, about 65.9 percent own mobile phones. This is made of 69.5 percent and 62.5 percent for males and females users respectively. The use of mobile phones is higher compared to the national usage of 47.8 percent.

2.10.6 Use of internet

For the use of internet, 17,237 people out of 92,174 people aged 12 years and above use internet in the Sunyani Municipality. This represents 18.7 percent out of this population, 79.2 percent are males and 34.4 percent females. Compared to the national usage of internet, the municipality has a higher internet usage rate than the national internet usage population of 7.8 percent.

It can therefore be inferred from the date above that; the municipality has great access to ICT especially in the urban areas. However, in spite of the high access in the urban areas, the strong need to provide an enabling environment to increase access to the peri-urban areas to enable the municipality fully utilize the numerous benefits of ICT.

Sunyani Municipality is blessed with four strong cellular telecommunication networks including MTN, Vodafone and Airtel Tigo. The municipality is the only municipality in the Bono Region to be rolled into the MTN 4G lite Platform. Though access is limited to only the urban centers it has enhance quality of communication especially the data service in the municipality. Aside the 4G lite platform, MTN and the other three telecom networks 3G platforms have covered almost the whole municipality.

Though there is a strong presence of the Telecommunication companies, some areas of the Municipality like Kotokrom Nwawasua and Atronie environs still struggle to get stable network.

The cost of communication in the municipality is conterminous with that of the national. Priorities are not offered by the Service providers due to the fact that the municipality is considered among the urban centers in the country.

The presence of a strong data and voice and data service have contributed massively to economic growth with lots of youth engaging in internet business to fill out online forms for people and also undertake mobile money businesses. This has reduced youth unemployment in the Municipality.

2.10.7 The Use of ICT in Schools

The use of ICT is very prevalent in schools in the urban center of the municipality. Many of the schools in and around the urban center either have their own computer laboratory or have access to the Golden Jubilee ICT Center from which they get ICT tuition. However, the same ICT cannot be access in schools

in the rural parts of the municipality. Schools in Atronie, Antwikrom, Yawsae, Nwawasua and even Yawhima and Abesim Nkrankrom areas do lack basic ICT facilities. This is a major challenge in the delivery of the objective of equal access to ICT education in the municipality.

2.10.8 Radio Stations

The municipality is blessed with thirteen functional radio stations. These stations provide many services for businesses and individuals in the form of advertisements and announcements. The presence of these stations enables the Assembly to get to its citizens during sensitization and other talk shows and also makes it possible for mass education in the municipality.

The low coverage of cellular network in the rural communities will encourage migration of the youth to the urban areas and taunt growth of small businesses in such areas. The lack of ICT facilities will deprive the youth of access and knowledge of the internet which has become information development highway in the twenty first century. The implications are inadequate ICT facilities in the rural areas, Low coverage of cellular network in the rural and new urban settlements, inadequate ICT facilities in schools

2.10.9 Emergency Preparedness and Response

Disaster risks in Sunyani Municipal are floods and fires which are managed by the National Disaster Management Organization (NADMO) and the Municipal Assembly. Flood is the most significant recurring natural hazard due to rapid urban growth, buildings in waterways, inadequate drainage and climate change are major contributing factors to both riverine and urban flash floods.

Fires and bushfires are common occurrences. The causes often include faulty electrical appliances/wiring, uncontrolled fires for cooking or farming (slash-and-burn) and lack of fire safety knowledge. For industrial/Occupational Risk also indicate prevalent occupational health and safety issues on construction sites due to a lack of safety knowledge, personal protective equipment (PPE) and proper technical guidance.

Biological /Health risk is vulnerable to outbreaks of diseases like cholera, typhoid, yellow fever and meningitis particularly following floods.

The disaster emergency preparedness and response of the Sunyani municipal involve a collaboratives effort led by the NADMO Municipal Office, working with the Municipal Assembly and other agencies like the Ghana National Fire Service and hospitals.

The Assembly has prepared a Municipal Disaster Management Plan and a Disaster Risk Map to help manage and prevent disaster and check the effects of climate change. The emphasizes a coordinated framework involving government agencies, departments and the private sector to effectively implement disaster management programme. Some the development implications of disaster emergency preparedness and responses are lack of awareness creation, public education, enforcing building control regulations, inadequate land use plans and schemes, lack of appropriate property addressing system, Urbanization effects, engagement of non-professionals in land use planning and management activities by some chiefs and landowners., unauthorized re-zoning of recreational parks into residential building. We need to educate public on planning standard, enforcement of building regulation,

2.11 Analysis of Municipal Strengths, Weaknesses, Opportunities, Threat (SWOT) based on Resetting -Ghana Agenda: Creating Jobs, ensuring Accountability and promoting shared Prosperity.

The achievement of objectives and goal of the DMTDP 2026-2029 depends largely on critical analysis of the Municipality's Strengths, Weaknesses, Opportunities, Threat. Therefore, at a forum of the planning team and other stakeholders' participants diagnosed Municipality's SWOT to enable the team set realistic objectives and goals. The Critical impact analysis of the SWOT will be undertaken to ascertain extend of resources both human and material at the disposal of the Assembly for effective utilization.

Below is the SWOT analysis undertaken by the stakeholders

Table 1.27 SWOT ANALYSIS

DEVELOPMENT DIMENSIONS: ECONOMIC DEVELOPMENT				
Key issues	**STRENGTHS**	**OPPORTUNITIES**	**WEAKNESSES**	**THREATS**
1. Lack of updated valuation list for property rate	-Existence of Land Valuation Board office -Availability of List of properties & street names - Availability of national service personnel	- Regional Land valuation commitment	- Inadequate funding -Inadequate logistics	-Cumbersome approval process from land Valuation Division of Land Commission in Accra. -Delay in the release of DACF
Conclusion: The issue can be positively addressed since significant Strengths and opportunities exist in the municipality. The weaknesses can be addressed through dialogue for support from Regional Land Valuation. Threats can be managed through dialogue with Land commission.				
2. Low public education on revenue mobilization	-Availability of personnel from Budget and finance Depts. -Availability of revenue vehicle -Existence of revenue mobilization taskforce -Availability of revenue personnel	-Commitment of the media to assist. -Commitment of Community Information Centres -	-Inadequate logistics -Inadequate capacity training for revenue staff	- Political influence
The issue can be addressed by the identified strengths and opportunities in the municipality. Availability of skilled personnel, revenue taskforce among others can be used address the constraints whilst the threats can be resolved by the media and community information centres.				

Development Dimension: ECONOMIC DEVELOPMENT				
ISSUES	**STRENGTHS**	**OPPORTUNITIES**	**WEAKNESSES**	**THREATS**
1. Inadequate Market infrastructure	- Availability of land -Existence of farms produces for market - Existence of Key personnel to facilitate the construction -Available of Labour	- Commitment of Traditional Council -Availability of PPP policy document -Commitment of Media	- Lack of PPP team in the Assembly. -Low commitment from Assembly members	-Lack of orientation of nature and relevance of PPP by the Ministry of Finance for the Assemblies
Conclusion: Significant Strengths exist to address the Assembly's low commitment and lack of PPP team. The commitment of traditional council, the media and the policy document on PPP can be used to address the in action of the Finance Ministry				
2. Inadequate skill development training for SMs/ Artisans/Unemployed youth.	-Existence of GEA Municipal office -Availability of skills income generating programme by NGOs/CBOs -Existence of Youth Employment Agency (YEA) Office	**-**Existence of NBSSI Regional office -Commitment of NGOs/CSOs - Availability of Artisans Associations	-Inadequate logistics -Lack of funding support -Communities interest in physical projects as against employment creation	- Inadequate donor support -Lack of central Government support for LED
The issue can be addressed by the identified strengths and opportunities in the municipality. Availability of skills development programme, GEA and YEA offices can address the constrains whilst NBSSI regional office, Artisans Associations and CSOs into employment creation in the municipality can manage the challenges efficiently.				

DEVELOPMENT DIMENSION: ECONOMIC DEVELOPMENT				
ISSUES	**STRENGTHS**	**OPPORTUNITIES**	**WEAKNESSES**	**THREATS**
1.Inadequate storage facilities and training on post- harvest losses	-Presence of extension officers -Presence of GEA for capacity development -Presence of agro-input dealers -Fertilizer subsidy -Arable land -Relatively high agro based production -Available improved technologies -Available raw materials for industry	-Agric Development Bank (ADB) -Introduction of Block farming -Favorable weather conditions -NGOs and Micro finance institutions -Feed Ghana programme	-High illiteracy level among farmers -High cost of agro-inputs -Inadequate storage facilities -Inadequate logistics for extension officers -Nature of land tenure system -Inaccessibility to production centers -Poor access to agro process machinery -Bush fires	-Incidence of disease and pests -Limited number of perennial water bodies -High lending rate
Conclusion: Inadequate storage facilities and training on post- harvest losses caused by weaknesses and Threats can be addressed by strengths and opportunities of the municipality which include presence Extension officers, GEA office, arable land, improved technologies, Agriculture development support, Feed Ghana programmes among others				
2. Absence of agro-based industries	-Available improved technologies -Available raw materials for industry -Adequate and reliable electricity and water supply -Presence of GEA, skilled and unskilled labor -Readily Market for products	-NGOs and Micro finance institutions -Ministries of Trade and Industries	-Inaccessibility to production centers -Poor access to agro process machinery	-High lending rate -Low central Government investment in agriculture
Conclusion: Absence of agro based industries in the municipality can be addressed by raw materials available, availability of water and electricity, Factory initiative among other strengths and opportunities identified.				

3. Weak enforcement of environmental protection laws	-Presence of Law enforcement Agencies -Law courts -Environmental clubs -Presence of NADMO and Fire Service -Commitment of Forest Services Division	-Presence of Ministry of Lands Forestry and natural resources. -Environmental Protection Agency -Forestry Commission	-Political and social influence -Weak capacity of Forestry and Fire Service Personnel	-Inadequate Forestry Guards
Weak enforcement of environmental laws can address by the effort of the law enforcement, Forest Services Division, EPA. Lands and Forestry Ministry to overcome the weaknesses and threats identified.				

DEVELOPMENT DIMENSION: SOCIAL DEVELOPMENT **Health.**				
ISSUES	**STRENGTHS**	**OPPORTUNITIES**	**WEAKNESSES**	**THREATS**
Low Public Health education on Non-Communicable Diseases and Reproductive and Child Health	-Skilled Personnel, -Availability of logistics eg. Vehicles, motor bikes -Presence of CHP Zones	NGO in health, Care -The Media -CSOs -Community information centres -Assembly support	-Broken down vehicles and motor bikes -Poor resourced CHP Zones and Health Centre	- Traditions and culture exacerbate the issue - Delay in the release of GoG funds -No Donor supports
Conclusion: The issue can be positively addressed since significant strengths and opportunities exist in the municipality. The constraint can be addressed through dialogue for support with the media, Assembly among others. Challenges can be managed through dialogue with development partners and prompt GoG funds releases.				
High HIV prevalence	-Availability of HIV/AIDS trained personnel - Availability of Community health promoters -Availability of CT centres and kits -Availability of Anti-retroviral drugs -Existence District Aids Committee Radio stations, availability of health facilities, schools, religious organization and	-Existence of NGOs in health –Assembly' support -GAC Support -The Media -CSOs -Donors in HIV/AIDS Support	-Stigma attached to the disease -Inadequate logistics -Inadequate funds -Inability to control patients from adjoining districts accessing municipal facilities.	-Inadequate donor support -Delay in the release of DACF

	organized groups, HIV test kits are available, drugs for Antiretroviral treatment are available			
Conclusion: High HIV prevalence can be certainly addressed since significant strengths and opportunities exist. The weaknesses can be addressed through Assembly, CSOs, Donor and Media support. Challenges can be managed through dialogue with developing partners and prompt release of DACF				
3**. Inadequate logistics, office and Residential accommodation**	- Availability of standard rentable accommodation - Community accommodation support -Availability of some logistics	-Assembly support -CSOS support	-Inadequate funds	-Inadequate Central Government Support -Lack of donor support
Conclusion: Inadequate logistics, office and staff accommodation can be positively addressed since significant Strengths and opportunities exist. The weaknesses can be addressed by staff renting temporal accommodation and the municipal Assembly providing the support. Threats can be managed through dialogue with developing partners regarding funding to provide logistics, office and residential accommodation.				

DEVELOPMENT DIMENSION: SOCIAL DEVELOPMENT **Education**				
ISSUES	**STRENGTHS**	**OPPORTUNITIES**	**WEAKNESSES**	**THREATS**
1. Inadequate school infrastructure	-Commitment of communities on Self-help project -Availability of land and timber -Availability of building materials -Presence of local Artisans -Local shops that deals in learning materials	-Assembly's commitment to education delivery -GETfund Support -CSOs commitment	- Inadequate funds for investment projects -Other school competing needs	-Delay in the release of DACF -Lack of donor support
Conclusion: Significant strengths exist to address inadequate funds for investment projects and other competing needs. Municipal Assembly's share of DACF, GET fund support and CSOs commitment are additional opportunities to manage the weaknesses and Threats.				

2. Low community participation in schools	-Presence of PTAs in the communities -Presence of religious bodies to orientate parents Presence of role models Presence of teachers in the communities	-Presence of CSOs -Donor support for community Education -Social Responsibility Agreements (CRA) with firms working in the communities	-High illiteracy rate -High level of apathy -Lack of role models In some communities	-High poverty level -Lack of Donor and GoG support for public education
Conclusion; Adequate strengths exist to address the weaknesses such as high illiteracy rate, high apathy levels and lack of role models in some communities. The presence of CSOs, CRAs possible donor support can address the high poverty levels and lack of funding for public education on community participation in education				

DEVELOPMENT DIMENSION: SOCIAL DEVELOPMENT **Gender and Social protection**				
ISSUES	**STRENGTHS**	**OPPORTUNITIES**	**WEAKNESSES**	**THREATS**
1. Poor access of women to economic resources	- Presence of private companies willing to partner the SMA - Availability of affordable raw materials for agro processing - Availability of women Artisans -Availability of farm lands -Presence of BAC	-Commitment of financial institutions in the municipality - Commitment of CSOs/NGOs	-Low level of education -Low level of women recognition - Low revenue generation -Poor resource of BAC -	-Delay in the release of DACF -Inadequate donor support
Conclusion: The issue can be addressed by taken advantage of investors who wish to partner the Assembly under the agric. programme, improving capacity of women Artisans by GEA, available lands for farming to address the weaknesses and identified opportunities to address the delay in the release of the DACF and inadequate donor support.				
2. Poor support for PWDs	- Presence of BAC for skilled development training -Availability of social protection initiatives such as NHIS, LEAP, CBAN etc -Assembly's IGF -Youth employment Programme	-Commitment of CSOs -Availability of Disability Fund -Presence of NGOs for skills development training	-Poor resource BAC -Low IGF of the Assembly -	- Delay in the release of Disability Fund -Lack of Donor Support

The issue can be addressed by presence Ghana Enterprise Agency of the Assembly through skilled development, availability of social protection prorammes, Assembly's IGF and Youth Employment Programme. The threats are redress by CSOs commitment, the Disability and Global Media Foundation. -NGO.

DEVELOPMENT DIMENSION: ENVIRONMENT, INFRASTRUCTURE AND SPATIAL DEVELOPMENT				
ISSUES	**STRENGTHS**	**OPPORTUNITIES**	**WEAKNESSES**	**THREATS**
1. Low Enforcement of Building Regulations	-Existence of Works Department of the Assembly -Existence of Physical Planning Dept. --Availability of Building Regulations -Existence of Task force on development control -Availability of IGF	-Land Use Plan Act -Local Governance Act -Existence of security agencies -	- inadequate IGF to sustain taskforce operations -Low resource of departments responsible for law enforcement -Political interference	-Land tenure system -Interference from traditional Authorities
Conclusion: Low enforcement of building regulations can be addressed by using the departments of the Assembly, to enforce the building regulations. The weaknesses can also be addressed by improving the IGF to resource the departments. The challenges can be addressed by enforcing the Acts and support the operations of security agencies.				
2. Poor road conditions and inadequate access roads	-Existence of Department of roads -Availability of construction materials -Availability of IGF -Existence of construction firms	-Availability of DACF -Commitment of Donors -Availability of road Fund	-Low IGF generation -Poor resourced Roads department -High cost of construction materials	-Lack of Donor support -Delay in the release of DACF -Difficult in accessing Road Fund
Conclusion: Poor road conditions and inadequate access roads can be addressed through the municipality's potentials such as IGF, commitment of Roads departments and existence of construction firms to overcome the weaknesses. The threats confronting the Assembly can be address by DACF, Road Fund availability and donor support.				

3. Low coverage of electricity and Streetlight	-Commitment of VRA -Availability of Electrical materials -Availability of IGF -Existence of electrical firms -Community support -Existence of Works Department	-Availability of DACF -Commitment of Donors	-Inadequate IGF generation -Poor resource Works department -High cost of electrical materials	Lack of Donor support -Delay in the release of DACF
Conclusion: Low coverage of electricity and Streetlight can be addressed by the potentials such as IGF availability, commitment of VRA, community support identified: The threats can be addressed by the identified opportunity such as the DACF availability and donors' commitment.				

DEVELOPMENT DIMENSION: GOVERNANCE AND INSTITUTIONAL DEVELOPMENT				
ISSUES	**STRENGTHS**	**OPPORTUNITIES**	**WEAKNESESS**	**THREATS**
1. Inadequate office and residential accommodation /logistics	-Existence of Works department -Availability of IGF -Existence of building firms -Availability of building materials	-Availability of DACF -Support from Donors	-Inadequate IGF -Poor resourced -- Works Department -High cost of building materials	- Inadequate donor support -Delay in the release of DACF
Conclusion: The weaknesses arising from the issue can be addressed by utilizing the identified opportunities whiles the threats can be addressed by the lobbying for the prompt release of the DACF and soliciting commitment of donors				
2. Inadequate stakeholder engagement	- Readiness of the substructures to mobilize the people -Availability of competence department heads to facilitate stakeholder's forum -Existence of website -Availability of Service delivery manual -Availability of IGF	-Commitment of the Media -Commitment of Community information centres -Commitment of CSOs -Donor support -DACF	-Inadequate IGF -Poor resourced Departments of the Assembly -Poor resourced Client Service Unit	-Inadequate donor support -Delay in the release of DACF

The weaknesses arising out of the issue can be addressed by operationalizing the opportunities identified whiles the threats can be addressed by capitalizing on the commitment of the media, community information centres, CSOs and donor support.				
DEVELOPMENT DIMENSION: International Relations				
ISSUES	**STRENGTHS**	**OPPORTUNITIES**	**WEAKNESESS**	**THREATS**
1. sister City relation	-Existence of land -Availability of tourism potential areas	-Availability of cultural exchanges -exchange programs -Availability for Joint project -International support	-Inadequate IGF -Poor resourced -Dependence on external support	- Inadequate donor support for investment
Conclusion: The weaknesses arising from the issue can be addressed by utilizing the identified opportunities whiles the threats can be addressed by the lobbying and soliciting funds from donors for investment.				

2.11.1 Key development issues

- Lack of and updated valuation list for the collection of property rates
- Inadequate knowledge and skills of revenue staff, low tax education, update of revenue software
- Low engagement of stakeholders/rate payers in fee fixing
- Low public education on civic responsibilities
- Lack of employment for women and Youth
- Poor access of women to economic resources
- Low interest of entrepreneurs to invest in manufacturing
- Inadequate skills training for women in food processing/poor packaging products
- Inadequate skills training in Tomatoes processing
- Lack of tourism potential

- Inadequate market infrastructure
- Poor infrastructure conditions in the main market
- Inadequate skills development skills training in Soapmaking
- Lack of development of children's parks
- Inadequate training for livestock and poultry farmers
- Absence of Agro-based industries
- Inadequate training skills training for snail & mushroom production
- Low participation of private sector/SMEs in Business fora
- Inadequate football park for adolescent, youth & women
- Lack of skill development training for artisans/FBOs
- Low participation in farmers Day's celebration
- Inadequate storage facilities /training to prevent post-harvest losses
- low farms visit
- Inadequate classroom Blocks infrastructure
- Inadequate furniture to all basic schools/ JHS/SHS
- Low monitoring and supervision visits to all schools
- Inadequate ICT facilities in schools
- Inadequate Teachers Quarters
- Low motivation of Teachers
- Inadequate Ghana school feeding Programme
- Low training for SMCs and PTAs to promote effective Teaching and learning
- Inadequate health Centres/ CHPs Compound
- Inadequate logistics, residential and office accommodation
- Low public education on prevention and control of public diseases eg.HIV/AIDS, STI, Malaria etc.
- High HIV Prevalence
- Low education on communicable diseases and non-communicable diseases
- Inadequate education on adolescent reproductive Health
- High doctor patient ratio.

- Inadequate water supply
- Inadequate extension of water by Ghana Water Company Ltd (GWL)
- Inadequate sanitary tools
- low management of final disposal site/Oxidation Pond
- Inadequate education on inspection and promotion of hand washing with soap
- Low education on screening of food/Drink handlers/vendors
- Inadequate refuse containers
- Weak enforcement of environmental protection law
- Inadequate monitoring of vulnerability activities
- Inadequate data on the vulnerable
- Poor support for PWDs
- Low skills development among the PWDs
- Many LEAP prospective beneficiaries not enrolled onto the program
- High rate of teenage pregnancy
- Depletion of forest resources
- High rate of bushfire and domestic fires
- Low education on disaster
- Inadequate land use plans and schemes
- Unauthorized re-zoning
- Non-enforcement of building regulations
- Lack of appropriate property addressing system
- Poor community access roads
- Low coverage of tarred roads
- Deplorable conditions of feeder roads
- Low education for the Drivers, Passengers and Traders on the usage of roads
- Non-availability of telecommunication service in the peripheral communities
- Non-coverage of electricity in the new settlements and in the rural areas
- Inadequate funds for extension of electricity.

- Inadequate Internet connectively in SMA
- Low-capacity building programme for Assembly members and staff
- Inadequate furniture for Staff
- Low monitoring and evaluation of programmes and projects
- Inadequate funds for maintenance of official vehicles
- Inadequate office and residential accommodation for SMA staff
- Low participation of citizenry in service delivery
- Inadequate logistics for security personnel
- Inadequate office and residential accommodation for security personnel
- Low security patrol in the Municipality.
- Low sister city relation

2.11.2 Estimated future development needs

2.11.3 Population projection

The team also reviewed previous plan (2022 – 2025) as a secondary source and presented the result together with the needs identified to MPCU meetings and a stakeholder meeting for deliberation before the final priorities were selected for Implementation under the 2026-2029 Plan.

Projected population for 2026-2029

In projecting the population, the Arithmetic method of projection was used (i.e.)

Pt= Po (l + r) t

Where, pt is population at a future date

Po is population at the base year (2026)

R is growth rate in population (2.4)

t is time interval between Pt and Po (2026-2029) It is assumed that the growth rate of the Sunyani Municipality will remain at a constant of 2.4% from 2025 to 2029

Table 1.28 Projected Municipal Population for 2025-2029

PRIOD	MALE	FEMALE	TOTAL
2025	105,947	106,913	212,860
2026	108,489	109,479	217,969
2027	111,093	112,107	223,200
2028	113,759	114,797	228,557
2029	116,490	117,552	234,042

Source: MPCU 2025

Table 1.29:Population of the Largest 20 Communities in the Municipality.

S/N	LOCALITY	PERIOD				
		2025	**2026**	**2027**	**2028**	**2029**
1	Sunyani	105,959	108,502	111,106	113,772	116,503
2	Abesim	23,466	24,029	24,605	25,196	25,801
3	New Dormaa	8,885	9,098	9,316	9,540	9,769
4	Atronie	7,824	8,011	8,204	8,400	8,602
5	Asufufu	2,978	3,049	3,122	3,197	3,274
6	Kotokrom	2,600	2,662	2,726	2,791	2,858
7	Kurasua No.1	2,357	2,413	2,471	2,530	2,591
8	Yawhima	2,218	2,271	2,325	2,381	2,438
9	Asuakwa	1,190	1,218	1,247	1,277	1,308
10	Atuahenekrom	933	1,491	1,527	1,564	1,601
11	Nwanwasua	774	955	978	1,001	1,025
12	Benu Nkwanta	704	792	811	831	851
13	Kurasua No.2	886	907	929	951	974
14	Tweredua	681	679	714	731	748
15	Fokuokrom	681	697	714	731	748
16	Nkrankrom	395	404	414	424	434

17	Domsesere	415	424	438	445	456
18	Yawsae	361	369	378	387	396
19	Daadom	265	271	277	284	291
20	Antwikrom	439	449	406	471	482

Source: MPCU 2025

2.11.4 Projections for population and facilities for Education

From table 1.30 the number of additional trained teachers required between the base year is 2025. These means the municipality has large number of trained teachers.

Table 1.30: School population projection of trained teachers

PERIOD	POPULATION PROJECTION	K.G POP.	PRIMARY POP	JHS POP	SHS POP	NUMBER OF TRAINED TEACHERS
2025	212,860	10,019	27,431	11,908	6,617	791
2026	217,969	10,259	28,089	12,194	6,776	809
2027	223,200	10,504	28,763	12,486	6,938	828
2028	228,557	10,755	29,453	12,785	7,104	848
2029	234,042	11,013	30,159	13,092	7,274	868

Source: Municipal GES Directorate, 2025

Table 1.31 Population Projection of enrolment at all Levels

Year	EDUCATIONAL LEVELS			
	KG	Primary	JHS	SHS
2025-2026	10,019	27,421	11,898	6,607
2026-2027	10,309	28,244	12,255	6,805
2027-2028	10,618	29,091	12,623	7,009
2028-2029	10,937	29,964	12,991	7,219

Source: Municipal GES Directorate, 2025

It is expected that the enrolment for the plan period will witness high population increases to warrant provision of basic services. However, table 1.31 Indicates marginal increases. 0.9% for KG, 9.2% for primary, 9.1% for JHS and 9.3 % for SHS.

3.1.2. Projection for health personnel and facilities

Table 1.32 Population/Health Personnel and Facilities Ratio

PERIOD	POPULATION PROJECTION	DOCTOR	NURSES	CHPS	PRIVATE HEALTH CENTRES	HEALTH CENTRE/ CLINICS (Public & Private)	HOSPITAL
2025	212,860	1	139	34	19	11	1
2026	217,969	2	149	34	19	11	1
2027	223,200	2	159	34	20	11	1
2028	228,557	2	169	35	20	12	1
2029	234,042	2	179	35	21	12	1

Source: Municipal Health Directorate, 2025

From table 1.32, doctor: patient and nurses: patient ratios in the municipality are 1: 144,608 and 1 : 1,040 respectively whiles the national ratios stands at 1:10,450 and 1: 739 respectively. The standard doctor to patient ratio is 1: 5000 and nurse patient ratio standard is 1:1000. The Assembly's projection for the plan period is indicated in column 4 of table 1.32 The health facilities during the plan period is expected to increase marginal as indicated in the table above.

2.11.5 Population Projection for water coverage

The table below shows projected water coverage for the plan period. It is expected that Ghana Water Limited pipe borne water coverage will increase to 100% whiles boreholes in the rural settlement will increase to 199 in 2029.

Table 1.33: Water coverage

PERIOD	POPULATION PROJECTION	PIPE BORNE WATER COVERAGE	FUNCTIONAL BORE HOLES
2025	212,860	97%	151
2026	217,969	99%	167
2027	223,200	99.1%	168
2028	228,557	99.5%	197
2029	234,042	100%	199

Source; GWCL/MPCU, 2025

2.11.6: Projection for Electricity coverage

Table below shows electricity and streetlight coverage. At the end of the plan period customers of Volta River Authority (VRA) is expected to increase by 16.3% whiles that of streetlight in the new settlement will increase at par with the population of 234,042 of the year 2029 by 8%

Table 1.34 Electricity and Streetlight coverage

PERIOD	POPULATION PROJECTION	ELECTRICITY COVERAGE (No. OF CUSTOMERS)	STREETLIGHT COVERAGE (%)
2025	212,860	63,514	65
2026	217,969	66,114	66.5
2027	223,200	68,714	68.9
2028	228,557	71,314	72.00
2029	234,042	73,914	73.00

Source; NEDCo/VRA, 2025

2.11.7 Projection for Road

Access roads tarred in the municipality is projected to increase from 11.3Km to 35.6Km as shown in table 1.35 ironically, some of the tarred roads are also covered in the Feeder Road. Total deficit for the plan period for both tarred and Feeder roads is 62.30Km.

Table 1.35:Tarred and Feeder Road

PERIOD	POPULATION PROJECTION	TARRED ROAD (KM)	FEEDER ROADS (KM)
2025	212,860	11.30	152.00
2026	217,969	21.30	165.50
2027	223,200	28.60	172.00
2028	228,557	30.80	178.60
2029	234,042	35.60	190.20

Source; **Department of Urban Roads, 2025**

2.11.8 Property Development

Infrastructural development is rapidly increasing with population growth in the Municipality as shown in table 1.36: With a population of 212,860 in 2025 there were 25,135 properties. The growth in population is expected to increase the number of houses to 27,751 in 2029 with a projected population of 234,042.

Table 1.36 Number of Houses

PERIOD	POPULATION PROJECTION	PROPERTY/ HOUSES
2025	212,860	25,135
2026	217,969	26,151
2027	223,200	26,674
2028	228,557	27,207
2029	234,042	27,751

Source; Department of Physical Planning and Development, 2025

2.11.9 Agriculture projection

The Extension officer farmer ratio of 6,222:1 is expected to widen at the end of plan period to 1: 6905 as depicted in the table below

Table 1.37: Extension Services

PERIOD	POPULATION PROJECTION	FARMER POPULATION	NUMBER OF EXTENSION OFFICER	FARMER: EXTENSION OFFICER RATIO
2025	212,860	55,998	9	6,222: 1
2026	217,969	57,398	12	6377 : 1
2027	223,200	58,833	15	6537 : 1
2028	228,557	60,304	18	6737 : 1
2029	234,042	61,811	21	6905: 1

SOURCE; Department of Agriculture, 2025

- Existing agriculture services and facilities will increase as the farmer population increases.

CHAPTER THREE

KEY DEVELOPMENT PRIORITIES

This Chapter deals with development priorities. Basically, list of the prioritized key development issues and brief narrative on how prioritization was done.

3.0 Introduction

The Assembly confronted with many development challenges. It is the wish of the Assembly to tackle all these challenges so that the living conditions of the people will be enhanced. Key among challenges faced are inadequate basic infrastructure such as health, education, water, road, sanitation and livelihood development.

Having harmonized development problems/issues, it is necessary to link these issues to the Municipal Goals for MTDP 2026– 2029 to ensure compatibility. Based on this, the specific needs of the Municipality were prioritized under the ***Resetting -Ghana Agenda: Creating Jobs, ensuring Accountability and promoting shared Prosperity***. which spans from 2026-2029.

3.1 Development prospects for the Municipality for the Plan Period

Having identified the challenges as part of the key development issues in the Municipality there is the need to identify development path or programmes to undertake in line the ***Resetting -Ghana Agenda: Creating Jobs, ensuring Accountability and promoting shared Prosperity***. The prospects combined the needs of all the three Zonal Councils in the municipality since all have similar characteristics and needs.

The chapter contains a list of prioritized Key development issues emanating from the Analysis of existing situation as follows:

- Lack of and updated valuation list for the collection of property rates
- Inadequate knowledge and skills of revenue staff, low tax education, update of revenue software
- Low engagement of stakeholders/rate payers in fee fixing
- Low public education on civic responsibilities
- Lack of employment for women and Youth
- Poor access of women to economic resources
- Low interest of entrepreneurs to invest in manufacturing
- Inadequate skills training for women in food processing/poor packaging products
- Inadequate skills training in Tomatoes processing
- Lack of tourism potential
- Inadequate market infrastructure

- Poor infrastructure conditions in the main market
- Inadequate skills development skills training in Soapmaking
- Lack of development of children's parks
- Inadequate training for livestock and poultry farmers
- Absence of Agro-based industries
- Inadequate training skills training for snail & mushroom production
- Low participation of private sector/SMEs in Business fora
- Inadequate football park for adolescent, youth & women
- Lack of skill development training for artisans/FBOs
- Low participation in farmers Day's celebration
- Inadequate storage facilities /training to prevent post-harvest losses
- low farms visit
- Inadequate classroom Blocks infrastructure
- Inadequate furniture to all basic schools/ JHS/SHS
- Low monitoring and supervision visits to all schools
- Inadequate ICT facilities in schools
- Inadequate Teachers Quarters
- Low motivation of Teachers
- Inadequate Ghana school feeding Programme
- Low training for SMCs and PTAs to promote effective Teaching and learning
- Inadequate health Centres/ CHPs Compound
- Inadequate logistics, residential and office accommodation
- Low public education on prevention and control of public diseases eg.HIV/AIDS, STI, Malaria etc.
- High HIV Prevalence
- Low education on communicable diseases and non-communicable diseases
- Inadequate education on adolescent reproductive Health
- High doctor patient ratio.
- Inadequate water supply

- Inadequate extension of water by Ghana Water Company Ltd (GWL)
- Inadequate sanitary tools
- low management of final disposal site/Oxidation Pond
- Inadequate education on inspection and promotion of hand washing with soap
- Low education on screening of food/Drink handlers/vendors
- Inadequate refuse containers
- Weak enforcement of environmental protection law
- Inadequate monitoring of vulnerability activities
- Inadequate data on the vulnerable
- Poor support for PWDs
- Low skills development among the PWDs
- Many LEAP prospective beneficiaries not enrolled onto the program
- High rate of teenage pregnancy
- Depletion of forest resources
- High rate of bushfire and domestic fires
- Low education on disaster
- Inadequate land use plans and schemes
- Unauthorized re-zoning
- Non-enforcement of building regulations
- Lack of appropriate property addressing system
- Poor community access roads
- Low coverage of tarred roads
- Deplorable conditions of feeder roads
- Low education for the Drivers, Passengers and Traders on the usage of roads
- Non-availability of telecommunication service in the peripheral communities
- Non-coverage of electricity in the new settlements and in the rural areas
- Inadequate funds for extension of electricity.
- Inadequate Internet connectively in SMA

- Low-capacity building programme for Assembly members and staff
- Inadequate furniture for Staff
- Low monitoring and evaluation of programmes and projects
- Inadequate funds for maintenance of official vehicles
- Inadequate office and residential accommodation/Maintenance for SMA staff
- Low participation of citizenry in service delivery
- Inadequate logistics for security personnel
- Inadequate office and residential accommodation for security personnel
- Low security patrol in the Municipality.
- Low sister city relations

3.1.1 Prioritization of Community Needs and Aspirations

During the need's assessment undertaken at the community level, issues regarding the felt needs of the people came to the fore for immediate attention of the Assembly. Most community members complain that their needs had been on the drawing board for years and should be given priority. This therefore led to the prioritization of the needs at the Zonal council. The matrix below depicts area council prioritization of needs. Pairwise ranking was used to select the needs of the people.

From the table 1.39 access road was the critical need of the people in the municipality. All the three Zonal Councils reported on poor road conditions and therefore ranked 1st. Trunk roads of the Municipality are usually motorable; however, the anterior and access roads are deplorable in all the three zonal councils. This affects the marketing of farm produce in the rural communities of Atronie and Sunyani Zonal councils.

The second priority need was potable water and ranked 2nd. Potable water delivery in the urban municipality is quite good, whilst that of the rural communities in the three Zonal Councils served by boreholes is less than 90% delivery, hence the high registration of potable water from all zonal councils. The third need was the organization of town hall meeting. All the three area councils registered this activity as a need. This need ensures that the Assembly engages the citizenry regularly to enable them partake in decisions that affect their lives.

The details of ranking for other needs from Sunyani, Atronie and Abesim Zonal councils are spelt out in table below

UNIT LEVEL RANKING/WEIGHT COMMUNITY NEED		1ST	2ND	3RD	4TH	5TH	6TH	TOTAL WEIGTHED SCORE	ZONAL COUNCIL LEVEL RANKING
		6th	5th	4th	3rd	2nd	1st		
1.	**Poor community access road**	2 (200)	5 (130)	3 (16)	3 (100)	8 (15)	1 (10)	485	1st
2.	**Inadequate water supply**	8 (225)	5 (146)	10 (75)	16 (18)	8 (8)	5 (2)	474	2nd
3.	**Low public education civic responsibilities (Hall meetings)**	12 (212)	5 (151)	13 (70)	8 (23)	19 (10)	16 (5)	471	3rd
4.	**Inadequate sanitary tools**	6 (200)	5 (100)	18 (50)	6 (70)	5 (20)	4 (30)	470	4th
5.	**Non-coverage of electricity in the new settlements and in the rural areas**	1 (100)	6 (120)	5 (70)	6 (30)	3 (18)	1 (13)	390	5th
6.	**Lack of employment for women and youth**	6 (250)	3 (100)	-	-	6 (18)	4 (4)	381	6th
7.	**Low leverage of tarred roads and drainage systems**	3 (150)	1 (94)	7 (40)	6 (29)	5 22	6 (9)	344	7th
8.	**Inadequate classroom block infrastructure**	6 (220)	3 (50)	9 (34)	-	-	6 (15)	319	8th
9.	**Low education on disaster**	3 (150)	4 (100)	4 (35)	-	5 (12)	3 (11)	308	9th

10.	**Lack of updated valuation list for the collection of property rates**	9 (120)	12 (85)	_	10 (50)	6 (30)	3 (20)	305	10th
11.	**Inadequate logistics for security personnel**	5 (100)	3 (50)	5 (60)	2 (60)	1 (29)	-	299	11th
12.	**Inadequate knowledge and skills of revenue staff, low tax education, updates of revenue software**	11 (45)	5 (45)	5 (80)	3 (60)	6 (30)	2 (32)	292	12th
13.	**Inadequate market infrastructure**	8 (45)	4 (45)	2 (60)	4 (50)	3 (70)	10 (13)	283	13th
14.	**Inadequate health centers and chip compounds**	3 (30)	2 (50)	3 (70)	7 (80)	-	6 (48)	278	14th
15.	**Inadequate office and residential accommodation for SMA staff**	9 (50)	5 (50)	3 (30)	3 (40)	6 (60)	8 (44)	274	15th
16.	**Absence of agro-based industries**	10 (50)	11 (60)	7 (70)	12 (30)	9 (50)	6 (11)	271	16th
17.	**Inadequate funds for extension of electricity**	7 (60)	12 (60)	1 (50)	1 (30)	4 (40)	6 (29)	269	17th
18.	**Non-enforcement of building regulations**	11 (60)	7 (50)	5 (40)	6 (40)	3 (30)	8 (46)	266	18th
19.	**Inadequate football park for adolescent, youth and women**	7 (60)	5 (40)	4 (40)	4 (60)	2 (31)	2 (32)	263	19th

20.	**Inadequate storage facilities and training to prevent post-harvest losses**	9 (50)	8 (50)	4 (30)	6 (60)	2 (35)	1 (32)	257	20th
21.	**Inadequate furniture to all basic schools, JHS and SHS**	5 (45)	3 (40)	7 (50)	1 (30)	2 (60)	10 (29)	254	21st
22.	**Low public education on prevention and control of public disease.eg HIV AIDS, STI, Malaria etc.**	1 (70)	11 (50)	9 (40)	8 (60)	7 (32)	_	252	22nd
23.	**Inadequate education on inspection and promotion on land of hand washing with soap**	5 (70)	6 (50)	3 (20)	1 (20)	8 (60)	2 (30)	250	23rd
24.	**Low skills development among the PWDs**	9 (60)	4 (70)	10 (20)	11 (20)	9 (70)	6 (7)	247	24th
25.	**Inadequate skills development skills training in soapmaking**	12 (90)	3 (30)	4 (30)	2 (20)	1 (60)	5 (14)	244	25th
26.	**Lack of development of children's park**	10 (80)	7 (60)	6 (50)	3 (30)	2 (18)	_	238	26th
27.	**Inadequate training for snail and mushroom production**	2 (60)	3 (80)	_	6 (60)	_	6 (35)	235	27th
28.	**Low participation of private sector and SMEs in business era**	5 (40)	6 (40)	_	5 (60)	11 (31)	13 (60)	231	28th
29.	**Low participation in farmers Day's celebration**	6 (80)	10 (60)	_	9 (50)	13 (30)	6 (9)8	229	29th

30.	**Lack of skills development training for artisans and FOMs**	8 (90)	6 (80)	_	1 (25)	_	2 (24)	219	30th
31.	**Lack of tourism potential**	5 (30)	1 (30)	_	2 (45)	6 (60)	8 (17)	182	31st
32.	**Inadequate office and residential accommodation for security personnel**	8 (92)	5 (25)	3 (35)	8 (10)	6 11	2 6	178	32nd
33.	**Low capital building programme for Assembly member and staff**	4 (84)	_	5 (40)	_	6 (25)	6 (20)	169	33rd
34.	**Low monitoring and evaluation of programmes and projects**	5 (88)	5 (30)	2 (25)	_	4 (15)	2 (5)	163	34th
35.	**Low participation of citizenry in service delivery**	1 (60)	5 (47)	3 (31)	8 (7)	2 (2)	5 (2)	150	35th
36.	**High rate of teenage pregnancy**	2 (60)	_	_	6 (50)	_	2 (20)	130	36th
37.	**Depletion of forest resources**	3 (55)	4 (42)	3 (15)	1 (12)	6 (2)	5 (1)	127	37th
38.	**High rate of bushfire and domestic fires**	3 (45)	1 (35)	_	3 (17)	5 (13)	9 (6)	115	38th
39.	**Inadequate land use plans and schemes**	2 (40)	_	5 (25)	_	7 (21)	6 (15)	101	39th

40.	**Unauthorized re-zoning**	2 (40)	_	5 (23)	8 (15)	_	9 (8)	96	40th
41.	**Lack of appropriate property addressing system**	5 (35)	2 (27)	5 (15)	1 (10)	_	4 (6)	93	41st
42.	**Low education on communicable diseases and non-communicable diseases**	2 (37)	5 (22)	5 (17)	2 (6)	1 (5)	7 (5)	91	42nd
43.	**Inadequate education on adolescent reproductive Health**	4 (40)	6 (35)	_	2 (6)	2 (5)	7 (3)	89	43rd
44.	**High doctor patient ratio**	2 (48)	_	6 (39)	_	_	-	87	44th
45.	**Inadequate extension of water by Ghana Water Company**	4 (50)	4 (19)	3 (6)	1 (5)	6 (2)	7 (1)	85	45th
46.	**Low education on screening of food and drink handler and vendors**	3 (10)	2 (10)	5 (30)	9 (15)	5 (10)	7 (7)	82	46th
47.	**Inadequate refuse containers**	7 (15)	8 (15)	9 (10)	5 (10)	6 (10)	4 (19)	79	47th
48.	**Inadequate monitoring of vulnerable activities**	3 (20)	_	5 (15)	1 (20)	4 (20)	9 (2)	77	48th
49.	**Inadequate data on the vulnerable**	5 (30)	4 (15)	7 (10)	8 (15)	9 (3)	_	73	49th

50.	**Poor support for PWDs**	7 (15)	8 (10)	9 (15)	7 (10)	5 (15)	4 (6)	71	50th
51.	**Inadequate training for livestock and poultry farmers**	3 (13)	2 (10)	1 (10)	4 (10)	6 (18)	5 (6)	67	51st
52.	**Poor infrastructure condition in the main market**	7 (20)	_	8 (10)	4 (10)	3 (15)	1 (10)	65	52nd
53.	**Low interest of entrepreneurs to invest in manufacturing**	8 (15)	5 (10)	4 (10)	7 (10)	3 (10)	2 (5)	60	53rd
54.	**Adequate skills training for women in food processing and poor packaging product**	3 (15)	_	5 (20)	8 (10)	7 (5)	9 (8)	58	54th
55.	**Inadequate skills training in Tomatoes processing**	3 (15)	5 (10)	4 (10)	2 (10)	6 (5)	1 (7)	57	55th
56.	**Low engagement of stakeholders and rate payers in fee fixing**	2 (15)	3 (15)	5 (12)	4 (10)	1 (3)	_	55	56th
57.	**Poor access of women to economic resources**	3 (15)	_	4 (13)	2 (12)	8 (10)	7 (3)	53	57th
58.	**Low farms visit**	2 (10)	4 (13)	1 (12)	3 (10)	8 (3)	5 (3)	51	58th
59.	**Low monitoring and supervision visits to all school**	3 (10)	2 (13)	5 (10)	6 (10)	4 (3)	7 (3)	49	59th
60.	**Inadequate ICT facilities in school**	3 (15)	_	1 (15)	5 (8)	4 (8)	6 (1)	47	60th

61.	**Inadequate Teacher Quarters**	3 (1)	5 (10)	2 (6)	4 (13)	6 (5)	1 (10)	45	61th
62.	**Low motivation of Teacher**	3 (10)	2 (5)	_	5 (13)	4 (6)	6 (9)	43	62nd
63.	**Inadequate Ghana school feeding programme**	3 (10)	3 (5)	5 (10)	5 (6)	4 (5)	8 (6)	42	63rd
64.	**Inadequate logistic, residential and office accommodation**	2 (9)	_	5 (10)	_	10 (9)	9 (11)	39	64th
65.	**High HIV Prevalence**	3 (9)	5 (10)	_	6 (9)	7 (5)	8 (5)	38	65th
66.	**Low management of final disposal site and Oxidation Pond**	3 (1)	5 (3)	4 (3)	2 (6)	8 (9)	7 (15)	37	66th
67.	**Weak enforcement of environmental protect law**	3 (1)	2 (2)	5 (3)	4 (6)	8 (8)	7 (15)	35	67th
68.	**Many LEAP prospective beneficiaries not enroll onto the program**	3 (13)	2 (8)	5 (6)	6 (3)	7 (2)	4 (1)	33	68th
69.	**Low education for the Driver, Passenger and Traders on the usage of road**	3 (11)	-	5 (8)	4 (6)	1 (3)	6 (2)	30	69th
70.	**Non -availability of telecommunication service in the peripheral communities**	3 (10)	2 (8)	1 (6)	5 (3)	-	6 (2)	29	70th
71.	**Inadequate Internet connectively in SMA**	2	5	2	5	4	3	27	71st

		(9)	(6)	(6)	(3)	(2)	(1)		
72.	**Inadequate furniture for staff**	3 (8)	-	1 (6)	5 (5)	4 (3)	6 (2)	24	72nd
73.	**Inadequate funds for maintenance of official vehicle**	3 (8)	5 (6)	-	4 (5)	6 (3)	1 (1)	23	73rd
74.	**Low security patrol in the Municipality**	5 (8)	-		6 (8)	2 (4)	1 (2)	22	74th
75.	**Low sister city relation**	12 (10)	19 (4)	-	7 (3)	8 (2)	7 (1)	20	75th
76.	**Low training for SCMs and PTAs to promote effective Teaching and learning**	2 (7)	6 (5)	-	4 (3)	7 (1)	-	17	76th
77.	**Deplorable condition of feeder road**	2 (6)	5 (5)	5 (3)	-	-		14	77th

Table 1.38 Prioritization of Community Needs and Aspirations

3.1.1.1 Brief Narration on how pyritization tool was used and done

Pairwise ranking was utilized to determine priorities by breaking down a complex list of items into manageable head -to-head comparison, ensuring an objective, consensus- driven ranking. The process was conducted as follows:

a. Preparation and listing

The items to be prioritized (e.g. project tasks, features or problem etc.) were listed along both the top row and the left-hand column of a matrix creating a grid.

b. Pairwise Comparison

Working systematically, each item was compared against every other item in the grid, one pair at a time. For each pair, stakeholders or participants were tasked ‘’Which of the two is more important/Preferred”.

c. Scoring and Recording

- The winner of each pair was recorded in the intersecting cell of the matrix.
- Cell where an item compared to itself were ignored (diagonal)

c. Calculation and Ranking

After all pairs were filled, the total scores (Wins) for each item were tallied across the rows. The total points were then used to order the items from highest to lowest, establishing a clear quantified priority list.

d. Review and Consensus

The final list was reviews by the team to ensure the results reflected the group’s consensus and that no inconsistencies existed in the preferences. This method was selected to reduce individual bias and provide a clear, actionable hierarchy, particularly when multiple stakeholders were involved.

CHAPTER FOUR

DEVELOPMENT GOALS, OBJECTIVES AND STRATEGIES

4.0 Introduction

Chapter Four highlighted formulation of Development Goals, Objectives and Strategies and Integration of spatial plans.

4.2 Municipal Development Goals

A development goal, which measures the impact of an activity, is an anticipated desired state, which reflects a general improvement from a weak or poor state to a better one in the Medium to long-term. The Goal of the Sunyani Municipal Assembly is "To improve the living conditions of the people through collaboration with all stakeholders to create wealth and reduce poverty among the citizens''.

The coordinated Municipal development goals for this MTDP (2026-2029) were formulated based on the identified prioritized development issues in the Municipal. In formulating the Development Goals, the following cross-cutting issues and emerging development themes were also considered; Gender, Child Welfare and Protection, HIV/AIDS, Youth, WASH, Nutrition, Climate Change, Local Economic Development, Disaster Risk Management, Disability Inclusion and Green Economy. In this regard, the following are the formulated Development Goals of the Municipality for the 2026-2029 MTDP.

1. Goal 1: To reset, promote sustainable productivity and livelihood for actors along the value chain

2. Goal 2: To ensure sustainable, equitable and easy accessibility for all

3. Goal 3: To protect, conserve and sustain the natural resource and ensure a resilient built environment

4. Goal 4: To enhance participatory, accountability governance and effective security

5: Goal 5: To Strengthening Sister City relations that enhance international affairs

The guidelines for the Preparation of 2026-2029 Medium-Term Development Plans calls for a goal compatibility analysis. The compatibility matrix is used to compare the way in which different policies interact with each other. Sometimes policies are mutually supportive, but at other times policies can work against each other. The aim of the compatibility matrix tool is to evaluate and compare the compatibility or consistency of the goals against each other to avoid conflicts.

It was done by creating a matrix and listing a set of goals down the rows in the first column and listing these same goals across the column in the top row. The matrix is then reviewed by examining the interactions of the goals identified in the first column with each of the remaining goals using a three (3) level scale to score them. Explanation for the scoring of the goal compatibility in given in table 1.39.

Table 1.39 Scale for Rating

Definition	Score	Remarks
Very High	3	Mutually supportive (achieving one goal unlocks opportunities in other goal)
High	2	Supportive
Medium	1	Low significant interactions

Source: MPCU, 2025.

Table 1.40: Goal Compatibility Matrix

Goal	Goal 1	Goal 2	Goal 3	Goal 4	Goal 5	Rating
Goal 1		3	2	2	2	9
Goal 2	3		2	2	2	9
Goal 3	2	2		2	2	8
Goal 4	2	2	2		2	8
Goal 5	2	2	2	2		8

Source: MPCU, 2025.

4.3 Municipal Objectives

For the technical goals to be realized some objectives will need to be achieved. An objective measures the outcome of an activity. It also measures the aim intended to be achieved within a specified timeframe or the immediate future. These objectives if achieved will solve the major development issues in the Municipal. In line with the 2026-2029 MTDP guideline, all the Municipal objectives formulated were subjected to the SMART (Specific, Measurable, Achievable, Realistic and Time-bound) criteria of setting objectives.

4.4 Municipal Strategies

Strategies on the other hand have widely been defined as tools for planning that can be used in bringing about the success of the objectives. A strategy in this context is broad approach, ways, means or methods to be used to achieve the objectives, outputs, or desired results, thus a breakdown of the objectives into broad executable actions. All these strategies were formulated based on the development issues that were identified by the Municipal Assembly. The set strategies were also influence by the following criteria.

- Available resources
- Financial considerations
- The population to accept the strategy
- Social and environmental costs
- Availability of technology to promote the use of the strategy
- Intended Objectives: Ensure the strategy aligns with the desired development goals and objective

Table 1.41 Development Goals, Objectives and Strategies

Prioritized Issues	Development Goals	Objectives	Aligned National Objectives	STRATEGIES	Development Programmes
Dimension/Thematic Area: Economic Development					
Lack of and updated valuation list for the collection of property rates	To reset, promote sustainable productivity and livelihood for actors along the value chain	Improve effective fees collection by the end of 2029	Ensure improved fiscal performance and sustainability	To get accurate data for revalue of property for revenue mobilization	Revenue mobilization programmes
Inadequate knowledge and skills of revenue staff, low tax education, update of revenue software		Rollout training programme to increase revenue mobilisation by 80% at end of 2029	Ensure improved fiscal performance and sustainability	-Eliminate revenue collection leakages (SDG Targets 16.5, 16.6, 17.1) -Strengthen revenue institutions and administration (SDG Target 16.6)	
- Inadequate market infrastructure		To construct (2) modern market facilities by 2029	-Enhance Domestic Trade	Develop modern markets and retail infrastructure in every district to enhance domestic Trade	
- Poor infrastructure conditions in the markets		-To maintain Market infrastructure by the end of 2029			
-Low participation of private sector/SMEs in Business fora		-Improving participation of MSMEs through skills training by the end of 2029	Support Entrepreneurs-hip and MSMEs Development	Mobilize resources from existing financial and technical sources to support MSMEs (SDG Targets 8.10, 9.3)	Youth empowerment and MSMEs development programme

- Low interest of entrepreneurs to invest in manufacturing		-Promoting enterprise Growth and Diversification by the end of 2029		-Create an entrepreneurial culture, especially among the youth (SDG Targets 4.4, 8.3, 8.6)	
Lack of employment for women and Youth		-Improving skills training and access to finance and market linkages by the end of 2029		-To provide start-up kits for the youth	
-Poor access of women to economic resources		Improving affordable and reach by the end of 2029		-To facilitate the registration of all businesses - Facilitate training and education for MSMEs (SDG 8.6& 9.3	
-Inadequate skills training for women in food processing/poor packaging products -Inadequate skills training in Tomatoes processing		Improving food processing/packaging by the end of 2029 Provide skills training and employable opportunity for the youth by the end 2029		Provide start-up kit to MSMEs	
-Inadequate skills development skills training in Soapmaking					

- Inadequate training for livestock and poultry farmers		Provide skills training for livestock poultry farmers by the end of 2029	Promote livestock and poultry development for food security and income generation	-Improve development of livestock and poultry production	Agricultural modernization Programme
-Absence of Agro-based industries		Provide Agro-based industries for agricultural production by the end of 2029	Promote agriculture as a viable business among the youth	-Promote investment on Agro-based industry	
-Inadequate training skills training for snail & mushroom production		Provide Skills training for snails and Mushroom Production to farmers by the end of 2029	Promote snails and mushroom production for women and youth	-Promote investment in snails and mushroom production	
-Lack of skills development training for artisans/FBOs		Provide skills training for artisans /FBOs by the end of 2029	Support Entrepreneurs-hip and MSMEs Development	Provide start-up kit for Artisans	
-Low participation in farmers Day's celebration		To organise farmers' Day celebration to encourage participation by the end of 2029	Enhance Farmers' Day celebration	-Promote investment in Farmers Day celebration.	
			Improve Post-Harvest Management		

-Inadequate storage facilities /training to prevent post-harvest losses -low farms visit		-To promote PPP arrangement for post-harvest management and training of post— -To educate farmers on Post harvest losses by the end of 2029 -To facilitate regular visit to farmers by the end of 2029	Enhance quality of food, livestock and poultry production	-Promote investment in research, innovation and development to intensify development of climate Smart and Post-Harvest Technologies as wells as innovation in value addition and food processing. -Facilitate regular visit	
Inadequate Tourism Potential		To develop and promote Tourism by the end of 2029	Diversify and expand the tourism industry for economic development	Expanding the tourism sector through investment, innovation, the pursuit of service excellence (SDG Targets 8.9, 12.b)	Tourism development and promotion.

Prioritized Issues	**Goals**	**Objectives**	**Aligned National Objectives**	**Strategies**	**Development Programmes**
Dimension/Thematic Area: Social Development / Education					
-Inadequate classroom Blocks infrastructure	To ensure sustainable, equitable and	To improve quality of education by the end of 2029	Enhance inclusive and equitable access to, and participation in quality education at all levels	Expand infrastructure and facilities at all levels (SDG Target 4.a, 4.c)	Educational infrastructure and Management Development Programmes

-Low monitoring and supervision visits to all schools -Inadequate ICT facilities in schools -Inadequate Teachers Quarters -Low motivation of Teachers -Inadequate Ghana school feeding Programme	easy accessibility for all			-Enhance quality of teaching and learning (SDG Targets 4.7, 4.c)	
-Inadequate furniture to all basic schools/ JHS/SHS				-Ensure adequate supply of teaching and learning materials (SDG Target 4.c)	
-Inadequate training for SMCs and PTAs to promote effective Teaching and learning		To improve quality of education by the end of 2029	Strengthen school management systems	Implement accelerated programme for teacher development and professionalization. (SDG Target 4.c	
Prioritized Issues	**Goals**	**Objectives**	**Aligned National Objectives**	**Strategies**	**Development Programmes**
Dimension: Social Development/ Health and Health Service					
-Inadequate health Centres/ CHPs Compound. -Inadequate logistics, residential and office accommodation.	To ensure sustainable, equitable and easy accessibility for all	To Construct and upgrade Five (5) Health Facilities by the end of 2029 Ensure affordable, equitable, easily	Provide adequate health infrastructure and institute functional health logistics	- Expand and equip health facilities (SDG Target 3.8) -Strengthen the district and sub-district health systems as the bed-rock of the national primary health care strategy (SDG	Health Care infrastructure and promotion Programmes

-Low public education on prevention and control of public diseases e.g. HIV/AIDS, STI, Malaria etc. -High HIV Prevalence -Low education on communicable diseases and non-communicable diseases -Inadequate education on adolescent reproductive Health -High doctor patient ratio.		accessible and Universal Health Coverage by 2029 To reduce the rate of preventable diseases by the end of 2029 Improve adolescent reproductive Health system by the end of 2029 Improve doctor patient ratio by the end of 2029	Ensure the reduction of new HIV and AIDS/STIs infections, especially among the vulnerable groups Reduce disability morbidity, and mortality	Targets 1.2, 1.3, 3.1, 3.2, 3.3, 3.4, 3.6, 3.7, 3.8, 16.6) Intensify education to reduce stigmatization (SDG Target 3.7) -Strengthen collaboration among HIV & AIDs, TB, and sexual and reproductive health programmes (SDG Target 3.3) -Expand and intensify HIV Counselling and Testing (HTC) programmes (SDG Targets 3.3, 3.7) -Intensify implementation of malaria control programme (SDG Target 3.3) -Strengthen maternal, new born care and adolescent services (SDG Targets 3.1, 3.2) - Accelerate implementation of the mental health strategy (SDG Targets 3.4, 3.5, 16.6) - Strengthen National Health Insurance Scheme (NHIS) (SDG Targets 1.3, 3.c) - Ensure gender mainstreaming in the provision of health care services (SDG Targets 1.4, 5.c) Build capacity for monitoring and evaluation in the health sector (SDG Target 16.6	

Prioritized Issues	Goals	Objectives	Aligned National Objectives	Strategies	Development Programmes
Dimension/Thematic Area; Social Development/ Sanitation					
-Inadequate sanitary tools -low management of final disposal site/Oxidation Pond	To ensure sustainable, equitable and easy accessibility for all	To provide a healthy living and clean environment by the end of 2029	Improve access to safe and reliable sanitation supply services for all	- Build capacity for the development and implementation of sustainable plans for all sanitation facilities (SDG Targets 6.a, 17.9)	Water and Sanitation improvement Management programmes
-Inadequate education on inspection and promotion of hand washing with soap		To provide education on inspection and hand washing with soap by the end of 2029			
-Low education on screening of food/Drink handlers/vendors		To provide education on food/Drink handlers/Vendors by the end of 2029			
-Inadequate refuse containers		To provide twelve (12) Communal skip containers by 2029			
-Weak enforcement of environmental protection law		Promote environmental protection law by 2029			

Prioritized Issues	**Goals**	**Objectives**	**Aligned National Objectives**	**Strategies**	**Development Programmes**
Dimension/Thematic Area: Social Development/Water					
-Inadequate water supply -Inadequate extension of water by Ghana Water Company Ltd (GWL)	To ensure sustainable, equitable and easy accessibility for all	To increase accessibility to safe and affordable drinking water from 92% to 99% by 2029	Improve access to safe and reliable water supply services for all	- Build capacity for the development and implementation of sustainable plans for all water facilities (SDG Targets 6.a, 17.9) Promote efficient water use (SDG Targets 6.4, 6.5, 6.a) Provide mechanized borehole and small-town water systems (SDG Target 6.1)	Water and Sanitation improvement Management programmes
Prioritized Issues	**Goals**	**Objectives**	**Aligned national Objectives**	**Strategies**	**Development Programmes**
Development Dimension/Thematic Area: Social Development/Child and Family Welfare					
-Inadequate monitoring of vulnerability activities -Inadequate data on the vulnerable -Poor support for PWDs -Low skills development among the PWDs	To ensure sustainable, equitable and easy accessibility for all	-Transform Social structure by addressing the root causes of poverty and inequality by the end of 2029	Ensure effective child protection and family welfare system Promote full participation of PWDs in social and economic development of the country	-Strengthen capacity of government institutions and CSOs for implementing and advocating child protection and family welfare policies and programmes (SDG Targets 8.7, 16.2, 16.6) Ensure effective implementation of the 3 percent increase in District Assemblies Common Fund disbursements to PWDs (SDG Target 16.6)	Social Welfare and Community Development support programmes

-Many LEAP prospective beneficiaries not enrolled onto the program -High rate of Teenage pregnancy		Support productive capacities and new skills for vulnerable households through various interventions by the end of 2029 To provide education on Teenage pregnancy by the end of 2029	Strengthen social protection, especially for children, women, persons with disability and the elderly Promote economic empowerment of women Increase access to education and education materials for orphans, vulnerable children and children with special needs (SDG Targets 4.1, 4.2, 4.5, 4.a)	Increase awareness on child protection (SDG Targets 5.3, 16.2, 16.3) Develop and implement productive and financial inclusion alongside the LEAP cash grant to facilitate the graduation of LEAP beneficiaries from the cash transfer programme (SDG Targets 8.10, 9.3) - Improve access to education, health and skills training in income-generating activities for vulnerable persons including head porters (kayayei) (SDG Targets 3.8, 4.5)	
Prioritized Issues	**Goals**	**Objectives**	**Aligned national Objectives**	**Strategies**	**Development Programmes**
Dimension/ Thematic Area: Social Development /Youth development, Sports and Recreation					
Lack of development of children's parks	To ensure sustainable, equitable and easy accessibility for all	To construct and furnish children park by the end of 2029	Promote effective participation of the youth in socioeconomic development	-Develop children park to promote children Development	Children development programme

Inadequate football park for adolescent, youth & women		To construct two (2) football park for adolescent by the of 2029	Enhance sports and recreational infrastructure	-Develop and maintain sports and recreational infrastructure (SDG Target 9.1)	

Prioritized Issues	**Development Goals**	**Objectives**	**Aligned national Objectives**	**Strategies**	**Development Programmes**
Dimension Thematic Area: Environment, Infrastructure and Spatial Development/ Protected Areas					
-Depletion of forest resources to control climate change	To protect, conserve and sustain the natural resource and ensure a resilient built environment	-To ensure effective protection of the forest reserves and protected areas by the end of 2029 -	Protect existing forest reserves. -Reduce greenhouse gases -Climate change mitigation and Regulation	Strengthen involvement of local communities in the management of forests and wetlands through mechanisms such as co-management systems (SDG Targets 6.a, 6b) - Enhance capacity of MDAs and MMDAs to mainstream biodiversity into development planning and budgeting processes (SDG Targets 15.9, 16.7, 17.9) Promote tree planting and green landscaping in communities (SDG Targets 11.7, 15.2) Accelerate the implementation of Ghana REDD+ Strategy (2016 – 2036) (SDG Targets 11.7, 13.a, 16.6)	Green Environment programmes

Prioritized Issues	Goals	Objectives	Aligned national Objectives	Strategies	Development Programmes
Dimension/ Thematic Area: Environment, Infrastructure and Spatial Development/ Disaster management					
-Low education on disaster -High rate of bushfire and domestic fires	To protect, conserve and sustain the natural resource and ensure a resilient built environment	Reduce the impact of disaster by preventing or mitigating risks, preparing for emergencies responding effectively during crisis and recovering and rehabilitating affected areas by 2029	Promote proactive planning for disaster prevention and mitigation	-Strengthen the capacity of the National Disaster Management Organization (NADMO) to perform its functions effectively (SDG Targets 3.d, 11.5, 11.b, 16.6) -Strengthen early warning and response mechanisms for disasters (SDG Targets 3.d, 13.3)	Disaster prevention and management Programme
Poor Drainage and flood control			Address recurrent devastating floods	Prepare and implement adequate drainage plans for all MMDAs (SDG Targets 11.3, 11.b)	
Prioritized Issues	**Goals**	**Objectives**	**Aligned national Objectives**	**Strategies**	**Development Programmes**
Dimension/Thematic Area: Environment, Infrastructure and Spatial Development/ Transport Infrastructure: Road					

-Poor community access roads -Low coverage of tarred roads -Deplorable conditions of feeder roads -Low education for the Drivers, Passengers and Traders on the usage of roads	To protect, conserve and sustain the natural resource and ensure a resilient built environment	Reduce the number of accidents and fatalities on the road network by 2029 Expand road networks to meet current and future transportation by the end of 2029 To educate road users by the end of 2029	Improve efficiency and effectiveness of road transport infrastructure and services Ensure safety and security for all categories of road users	Provide bitumen surface for road networks in district capitals and areas of high agricultural production and tourism (SDG Targets 7.3, 11.2) Ensure strict enforcement of laws, regulation and standards for all road users (SDG Targets 3.6, 16.b)	Road improvement Programme
Lack of Maintenance of Roads		To provide a safe travel environment for all users by eliminating potential hazards by 2029	Promote proper maintenance culture	Build capacity to ensure requisite skills for infrastructure maintenance (SDG Target 17.9)	

Prioritized Issues	Goals	Objectives	Aligned national Objectives	Strategies	Development Programmes
Dimension/Thematic Area: Environment, Infrastructure and Spatial Development / Information communication Technology					
-Inadequate Internet connectively in SMA -Non-availability of telecommunication service in the peripheral communities	To protect, conserve and sustain the natural resource and ensure a resilient built environment	To facilitate for the expansion of equitable access to high-speed, reliable internet service for all population especially those in rural and underserved areas by 2029 -Improve and maintain telecommunication by 2029	Enhance application of ICT in national development	Improve the quality of ICT services, especially internet and telephony (SDG Target 9.c)	Internet connectivity programme Telecommunication service masts programme
Prioritized Issues	**Goals**	**Objectives**	**Aligned national Objectives**	**Strategies**	**Development Programmes**
Dimension/Thematic Area: Environment, Infrastructure and Spatial Development					
-Non-coverage of electricity in the new settlements and in the rural areas Inadequate funds for extension of electricity	To protect, conserve and sustain the natural resource and ensure a resilient built environment	To facilitate the connection and expansion of reliable electricity by 2029	Ensure availability of, clean, affordable and accessible energy	Achieve cost recovery for electricity services (SDG Target 7.1)	Electricity, Installation and connectivity programmes
Prioritized Issues	**Goals**	**Objectives**	**Aligned national Objectives**	**Strategies**	**Development Programmes**

Dimension/Thematic Area: Environment, Infrastructure and Spatial Development/ Human Settlements and Housing					
• Inadequate land use plans and schemes • Unauthorized re-zoning • Non-enforcement of building regulations • Lack of appropriate property addressing system	To protect, conserve and sustain the natural resource and ensure a resilient built environment	Improve inclusive and sustainable urbanization through better planning and management of human settlements by 2029	Promote a sustainable, spatially integrated, balanced and orderly development of human settlements Provide adequate, safe, secure, quality and affordable housing	-Strengthen the human and institutional capacities for effective land use planning and management nationwide (SDG Targets 16.6, 16.a) - Fully implement Land Use and Spatial Planning Act, 2016 (Act 925) (SDG Targets 16.6, 17.16) -Improve investment for housing provision (SDG Target 17.17)	Spatial Planning and management programme

Prioritized Issues	Goals	Objectives	Aligned national Objectives	Strategies	Development Programmes
Development Dimension: Governance, Institutional Development / Local Government and Decentralization					
` Low engagement of stakeholders/rate payers in fee fixing	To enhance participatory, accountability governance and effective security	To educate the public on fees fixing by the end of 2029	Deepen political and administrative decentralization . Improve popular participation at regional and district levels Deepen political and administrative decentralization	Strengthen sub-district structures (SDG Targets 16.6, 17.9) -Promote effective stakeholder involvement in development planning process, local democracy and accountability (SDG Target 16.7) Enhance participatory budgeting, revenue and expenditure tracking at all	Strengthen participation and accountability programme

Inadequate office and residential accommodation/Maintenance for SMA staff Inadequate funds for maintenance of official vehicles Inadequate furniture for Staff		To construct accommodation/Maintenance for staff by 2029 To maintain Six (6) vehicles to ensure the lifespan of the assets by 2029 To procure fifty (50) furniture for staff by 2029.	provide staff with safe, adequate and affordable accommodation Cost reduction and control by minimize overall expenditure on the MMDAs Achieving efficiency, cost-effectiveness, sustainability and staff well-being and productivity	levels (SDG Targets 16.6, 16.7) Ensure housing program are coordinated and resource to meet long-term housing needs Conduct regular Monitoring and evaluation to track maintenance culture. Ensure to gather inputs from staff and facility planners to ensure furniture choice align with actual function needs and work activities	Staff accommodation programme Infrastructure maintenance programme Maintenance of vehicles programme logistics and administrative expenses Procure furniture for staff programme
Low public education on civic responsibilities	To enhance participatory, accountability governance and effective security	Facilitate open communication, build trust by 2029 Promote transparency by 2029	Deepen transparency and public accountability	Ensure effective communication and participation of planned activities	Town Hall meetings Public hearing programmes
Prioritized Issues	**Goals**	**Objectives**	**Aligned national Objectives**	**Strategies**	**Development Programmes**
Development Dimension; Governance, Institutional Development					
Low monitoring and evaluation of programmes and projects	To enhance participatory, accountability governance and effective security	Enhance effective implementation and regular monitoring by the end of the plan period 2029	Deepen transparency and public accountability	Strengthen the capacity of public institutions for undertaking policy analysis, development planning, monitoring and evaluation, macro-econometric modelling	Strengthen participatory monitoring & Evaluation programme

Low-capacity building programme for Assembly members and staff		To build capacity of the Assembly member and staff by the end of 2029		and forecasting (SDG Target 17.9)	Capacity building training Programme
Low security patrol in the Municipality	To enhance participatory, accountability governance and effective security	To support security patrol Team with Fuel to carry out regular monitoring by the end of 2029	Enhance public safety and security	Promote security awareness of the various communities through neighborhood watch schemes (SDG Targets 16.1, 16.7)	logistic for security/Patrol team to combat crime programme
-Inadequate logistics/Accommodation for security personnel		To Construct two (2) police station by the end of 2029		Transform security services into a world class security institution with modern infrastructure, including accommodation, health and training infrastructure (SDG Targets 16.6, 16.a)	Public infrastructure programme

-Low participation of citizenry in service delivery	To enhance participatory, accountability governance and effective security	To educate the public on citizen participation and service delivery by the end of 2029	Improve participation of civil society (media, traditional authorities, religious bodies) in national development	Establish appropriate framework for collaborative engagement with the media (SDG Targets 16.7, 16.10, 17.14, 17.17) Traditional Authorities Strengthen engagement with traditional authorities in development and governance processes (SDG Targets 16.7, 16.10, 17.14, 17.17) Promote coordinated action involving religious bodies to ensure that there is respect for authority, honesty and integrity (SDG Targets 16.7, 16.10, 17.14, 17.17)	Social Accountability Programme

Prioritized Issues	**Goals**	**Objectives**	**Aligned national Objectives**	**Strategies**	**Development Programmes**
Development Dimension: International Relations					
Low sister city relation	Sister city relations	Promote cultural and educational exchange and create economic and community development opportunities by the end of 2029	. Promote Ghana's political and economic interests abroad	Facilitate linkages between Ambassadors and High Commissioners and MMDCEs with a view to maximizing Investment and trade opportunities for local authorities (SDG Targets 16.6, 17.11)	Sister City programme

4.1 Spatial and Structural Plan for the period

Spatial plans are very critical and essential for any socio-economic development of any nation. Spatial plans provide a guide and direction as to where certain economic, social infrastructure and environmental activities should be provided, sited and protected in space.

In view of this Sunyani Municipal has Spatial Plans that guide, control and regulates developments in space.

There are existence of local Plans guiding and regulating developments in the Municipality. All the major settlement within the municipality namely Sunyani, Asufufu, Adomako, Baakoniaba, Abesim, New Dormaa, Asuakwa, Kotokrom have Spatial Plans (Local Plans). There are about 42 Local Plans that have been prepared for the settlement mentioned above.

One can confidently say that about 75% of the settlements in the municipality are covered with Spatial Plans

The challenge with some of the plans is about implementation and updated local plans to meet the current ground situation.

Sunyani Municipal Assembly has prepared Spatial Development Framework to cover entire Municipality and structure plans for Towns or communities. The structure plan provides analysis of infrastructure and related systems within the jurisdiction to determine the capacity for the proposed levels of development.

The structure plan contains present and proposed land uses including those subjects to spatial treatment controls.

The plan contains all transportation infrastructure, including roads, public transport terminals and non-motorized facilities such as bicycle routes and sidewalks and footpaths.

The plan provided all infrastructure relating to water, drainage and sewerage and electricity and all other existing and proposed socio-economic infrastructure e.g. Markets, recreational facilities institutional facilities etc.

4.1.1 Spatial and Structure Plan for MMTDP 2026-2029

From the Municipality Spatial Development Framework (MSDF) 2025-2029, which was prepared to cover the entire Sunyani municipality and the local plans for the other communities brought on board for the desired future state of the municipality. This has therefore aided the municipality to a long-term strategic document for the development of the municipality in the areas of education, health, Agric, housing, industrialization and among other development interventions. This has also provided sufficient analysis of infrastructure of the municipality as presented in fig. 1.12 below.

This means that the proposed level of development shows that the municipality has the adequate capacity to contain the present and future generations in the development of transportation infrastructure, including roads, public transport terminals and non-motorized facilities such as bicycle routes and sidewalks or footpaths and infrastructure relating to water, drainage, sewage and electricity. Moreover, all other existing and proposed socio-economic infrastructure for e.g. Markets, recreational facilities, institutional facilities will continue to have adequate lands for such development.

4.1.2 Summary of Desired Future State of Spatial Development (Map) 2025-2029

During the public hearing, the MPCU in collaboration with the Spatial Planning Committee (SPC) and other key stakeholders, desired to develop spatially the municipality for 2025-2029 as presented in the figure below.

However, the number of priorities identified from each zonal council served as the basis for determining the future state of the municipality. In summary, all the projects and operations are intended to improve infrastructural development, income generation and job creation in the municipality.

From figure 1.13 shows the majority of social interventions pertaining to roads, power, health, education, and other areas scattered throughout the Municipality. All the medical facilities will be located in Sunyani, and Abesim, Atronie1. Since the Municipality is primarily agrarian and contains sizable areas of agricultural land, agricultural growth interventions are likely to benefit all the communities in terms of job creation.

Figure 1.12 Revised Sunyani Structure Plan

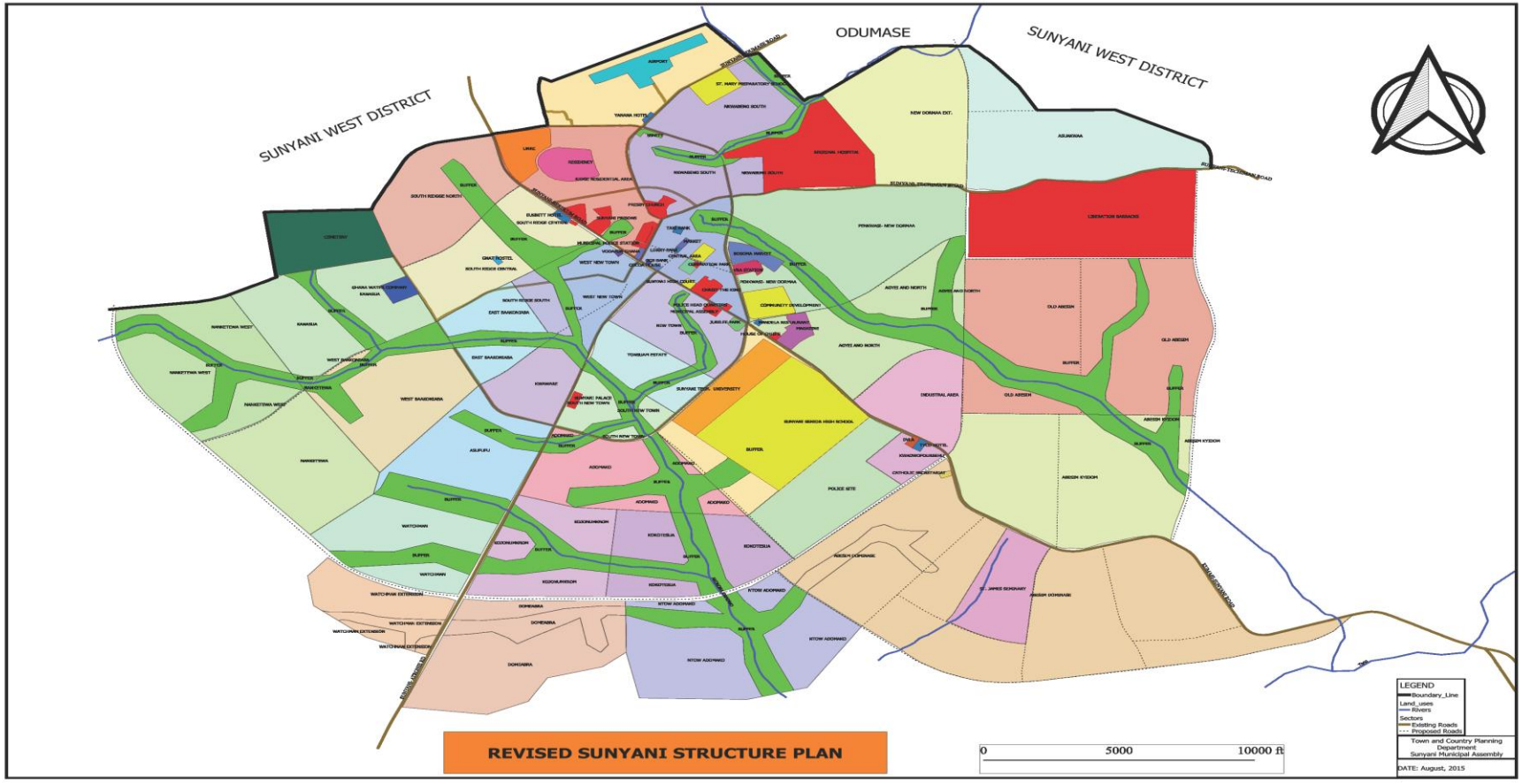

Figure 1.13 Spatial Development Framework

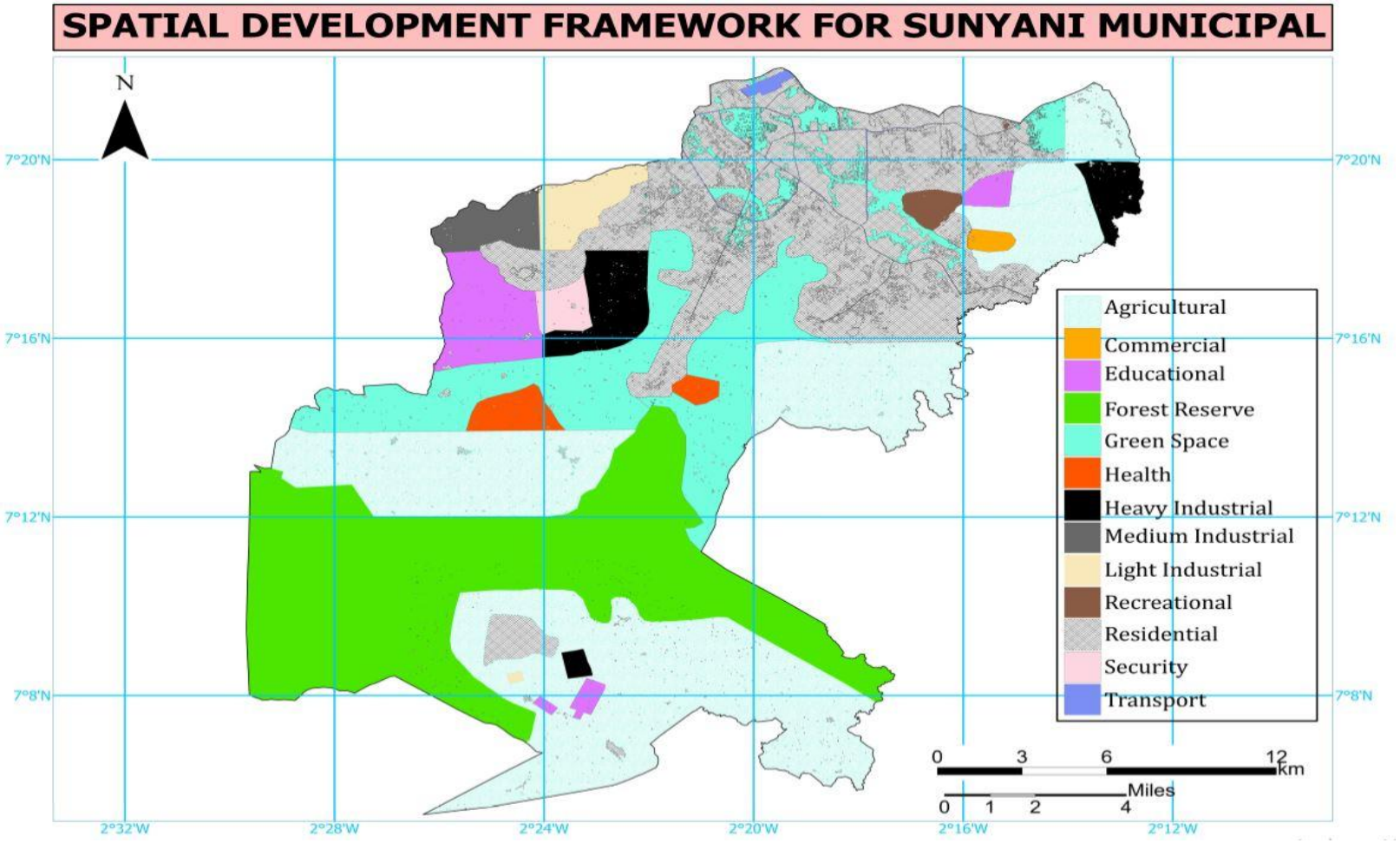

CHAPTER FIVE

COMPOSITE DEVELOPMENT PROGRAMMES

The Composite Development programmes consist of Introduction, Development programmes, costing plan, programme financing, Revenue Generation measures and strategic Environmental Assessment (SEA).

5.0 Introduction

The broad development programmes packaged in this plan is made up of felt needs of the people and identified during public fora for needs assessment in the communities. These consists of composite Development Programme and programme financing plan.

5.1 Composite Development Programme and Programme financing Plan

The Composite Development programme covers critical areas that stimulate economic development and promote partnership in implementation. This includes economic development, education, health, water, sanitation, revenue mobilization, gender issues, private sector development, community development, capacity development among others.

The formulation of Development programme consists of prioritized set of programmes and their cost. These are intended to enhance the achievement of the prioritized objectives of the plan for the period under the 2026-2029.

The cost element of the Development Programme is expressed in provisional estimates of each of the thematic programmes. Development programme clearly indicated sources of funding such as District Assembly Common Fund (DACF), Internally Generated Fund, Development Partners, NGO's, District Assemblies Common Fund-Responsive Factor Grant (DACF-RFG), Urban Development Grant, Ghana Secondary Cities Support Programme (GSCSP), Ghana Education Trust Fund (GETFUND) etc.

Assumptions and Methodologies for costing the Composite Development programme.

In costing the Composite Development Programme, the Municipal Planning Co-ordinating Unit (MPCU), CSOs, NGOs, DPs and implementing agencies identified various activities (Projects and programmes) undertaken within the planning period. Decisions were taken regarding the resources that were needed to execute those activities (Projects and programmes). The estimate cost of the projects and programmes were carried by implementing agencies involving the Municipal Co-ordinating Unit (MPCU) members CSOs, NGOs, DPs, and PPP members. For the assumption in terms of inflation, initial cost estimates for programmes and projects are calculated based on current market prices at the time of planning with expected inflation adjustments added later. The costing methodologies are based on programme-based Budgeting (PBB), where costs are linked to specific programs and sub-programs including all spatial programs, infrastructure and maintenance to promote accountability and clear links to outcomes. The total resources needed

were broken down into goods, works, consulting and technical services etc. which make it easy to cost as the total resources determine the cost of the activities.

For the consultants' services, an idea of the services and deliverables determined together with the level of expertise to execute the assignment. The rates per day determined by seeking expert advice for duration figured out to arrive the cost of the consultancy service.

For technical services such as maintenance of generators, janitorial services etc. a price of market survey undertaken by service providers to present quotes for required services. Moreover, costing for procurement of works, Unit Cost of Infrastructure Estimator Tool was used to cost the activities which provide credible assumptions and methodologies for generating the estimates.

The table below shows the broad composite programme of action under the Resetting -Ghana Agenda: Creating Jobs, ensuring Accountability and promoting shared Prosperity for implementation for 2026-2029.

Table 4.42 PROGRAMME OF ACTION

The programme of Action comprises of all five-development dimension made of Economic development, Social Development, Environment, Infrastructure and Spatial Development, Governance, Corruption and Institutional Development and International Relations.

Table 1.43 PROGRAMME OF ACTION

NO.	DEVELOPMENT PROGRAMMES	TIME FRAME				COST				PROGRAMME STATUS		IMPLEMENTATION INSTITUTION/DEPARTMENT	
		2026	2027	2028	2029	GoG	DACF	IGF	Others (Specify)	New	On-going	Lead	Collaborating
1	Revenue mobilization programmes	X	X	X	X	30,000.00	459,841.00	546,748.00	102,690.00	√		Finance Dept	Budget Unit Assembly members Zonal councils
2.	Youth empowerment and MSMEs development programme	X	X	X	X	350,454.91	5,948,873.99	950,439.00	5,638,489.38	√	√	BAC	MPCU
3	Tourism development and promotion.	X	X	X	X		10,000.00		40,000.00	√		BAC	MPCU
4.	Agricultural modernization Programme	X	X	X	X	79,676.00	232,000.00	83,000.00		√		Dept. of Agric.	MPCU
5.	Educational infrastructure and Management Development Programmes	X	X	X	X	29,464,934.00	22,703,427.90	27,103.50		√		GES	Works Dpt. Central Adm./MPCU

6.	Health Care infrastructure and promotion Programmes	X	X	X	X	1,831,847.00	16,057,928.30	167,710.0	14,000.00	√		GHS	MPCU
7.	Water and Sanitation improvement Management programmes	X	X	X	X	32,000.00	27,289,480.32	294,928.00	172,984.00	√		MEHA	MPCU
8.	Social Welfare and Community Development support programmes	X	X	X	X	127,025.00		153,320.00		√		SW/CD	MPCU
9	Children development programme	X	X	X	X				1,350,000.00	√		Works Dept.	MPCU
10	Green Environment programmes	X	X	X	X	173,519.68	188,852.00		65,983.00	√		Forestry Dept	Dept. of Agric. Zonal councils -Trad. Authorities
11.	Disaster prevention and management Programme	X	X	X	X	25,000.00	72,000.00	71,000.00		√		NADMO	MPCU
12.	Spatial Planning and management programme	X	X	X	X	331,125.00	609,000.00	300,499.00	770,000.00	√		Physical Planning Dept	Traditional Authority,

													Central Adm.
13	Road improvement Programme	X	X	X	X	11,011,936.00	100,000.00	11,347,693.28	6,579,828.21	√		URD	MPCU Consultancy Firm, Feeder Roads, Regional Office & Road Safety Commission
14.	Internet connectivity programme	X	X	X	X		21,982.00	43,000.00		√		ICT officer	. Central Adm

15.	Telecommunication service masts programme	X	X	X	X			10,984.00		√		Works Dept.	MTN Company. Ltd, VODAFONE Co. Ltd, AIRTEL TIGO Company. Ltd & VRA/NEDCo
16.	Electricity, Installation and connectivity programmes	X	X	X	X	453,000.00	563,000.00	198,691.00	8,912,353.13	√	√	Works Dept.	VRA/NEDCo
17	Strengthen participation and accountability programme	X	X	X	X		967,000.00	262,000.00		√		Central Adm.	Depts./Units of the Assembly/, NGOs
18	Capacity building training Programme	X	X	X	X	151,503.49	68,000.00	64,000.00	379,510.47	√		Human Resource manager	Central Adm.
19	Infrastructure maintenance programme	X	X	X	X	140,000.76	1,337,971.63			√		Works Dept.	MPCU
20	Staff accommodation programme	X	X	X	X	141,000.00		550,000.00		√		Works Dept.	MPCU

21	Procure furniture for staff programme	X	X	X	X		480,000.76			√		Works Dept.	MPCU
22	Maintenance of vehicles programme	X	X	X	X		476,535.04	50,564.00		√		Central Adm.	MPCU
23	Town Hall meetings Public hearing programmes	X	X	X	X	20,000.00	33,000.00	61,000.00	20,000.00	√		Budget Unit	Finance Dept. Assembly members Zonal councils
24	logistics and administrative expenses	X	X	X	X		1,279,000.00	640,000.00	320,000.00	√		Central Adm	MPCU
25	Strengthen participatory monitoring & Evaluation programme	X	X	X	X		724,000.00	105,000.00		√		MPO	MPCU
26	Public infrastructure programme	X	X	X	X	11,579,000.00	4,025,000.00	1,985,985.00		√		Central Adm	Ghana Police Service Assembly members
27	Social Accountability Programme	X	X	X	X	619,620.00		20,654.00		√		NCCE	MPCU

28	logistic for security/Patrol team to combat crime programme	X	X	X	X	103,500.00	94,000.00	111,000.00		√		Ghana Police Service	GNFS Ghana Custom Service Immigration Service -NIB -3BN Military
29	Sister City programme	X	X	X	X		97,824.00	141,000.00		√		Central Adm.	Heads of Depts./Units
	SUB- TOTAL					**56,665,141.84**	**83,847,716.94**	**18,186,318.78**	**24,367,838.19**				
	GRAND TOTAL					**183,067,014.91**							

5.1.1 Programme Financing

The table below unveils the programme financing for the MTDP under the plan Period.

The indicative programme financing provides sources of funding for the programmes and projects selected for implementation during the period. It deals with the strategies to be adopted to mobilize and utilize funds for the MTDP 2026-2029 under the under the Resetting -Ghana Agenda: Creating Jobs, ensuring Accountability and promoting shared Prosperity for implementation for 2026-2029.The strategies for mobilization and utilization of funds have been carefully taken into consideration the key elements in funding sources and therefore responsive to cross cutting issues. The Indicative plan has the following as its financial strategies.

5.1.2 Mobilization of Local Resources

An aggressive local resource mobilization will be the bedrock for the plan period. All relevant stakeholders will be sensitized to support the local resource initiative to ensure successful funding of programmes spelt out in the plan.

Revenue collectors will be orientated intermittently on revenue mobilization strategies. Activities of the Revenue task force will be reactivated to achieve targets.

Property Valuation. It is on record that the Assembly does not have accurate data on properties which contribute bulk of the revenue. Contacts have already been established with Land Valuation Division of Land Commission to value all properties to ascertain current rates. Budget Committee's will be supported to regularly interact with rate payers at town hall meetings to facilitate prompt payment of revenue.

Communities will also be encouraged to support funding of projects that dear to their hearts.

Other Strategies to enhance revenue generation

- New revenue sources to be identified.
- Revenue software to be upgraded
- Revenue collection leakages to be sealed
- Revenue taskforce formed
- Revenue Improvement Action Plan to be updated with rate payers
- Stakeholder engagement on revenue mobilization. `

5.1.3 Mobilization of External Resources

Even though, the Assembly is independent in terms of planning and administrative decisions at the local level, limitation of human and financial resources make it imperative for the Assembly to seek external support.

Analysis from the Assembly's finances indicates that it will be difficult to fund all projects earmarked for the plan period with its own resources without external support. Therefore, external resources from:

a. the Central government- DACF, GETFUND, National Infrastructure Fund (NIF), Road Fund, GSFP, etc.

b. Local and Foreign CSOs-NGO's, CBOs, Traditional Authorities, Community Initiated projects, etc.

c. Development Partners (DP) – World Bank GoG supports, SIF, Embassies, Private sector support etc.

These will be vigorously pursued and mobilized as important complementary sources of funding to execute the plan.

In this respect, a financial plan indicating the possible sources of revenue as avenue for funding the plan has been formulated to guide the Assembly in motoring of fund flows.

5.1.4 Fund Mobilization Team

A Fund mobilization team will be formed to solicit funding outside Central government transfers to support plan implementation. The Team will be made up of the following

- Municipal Chief Executive
- Member of Parliament
- Municipal Planning Officer
- Municipal Budget Officer
- Municipal director, Department of Agric.
- Municipal Director, Department of Health
- Executive Director MIHOSO

Table 1.44 Programme financing

Development Programme	Programme Cost (A)	Expected Revenue and sources of funding								Total (B)	Gap (B-A)
		GoG	IGF	DACF	DACF-RFG	UDG	DPs	ABFA	Others		
Revenue mobilization programmes	**1,746,234.00**	30,000.00	546,748.00	459,841.00	256,079.00		234,086.00		102,690.00	**1,629,444.00**	116,790.00
Youth empowerment and MSMEs development programme	**13,645,998.28**	350,454.91	950,439.00	5,948,873.99	123,654.00		423,985.00		5,638,489.38	**13,435,896.28**	210,102.00
Tourism development and promotion	**219,799.00**	22,346.00	11,875.00	10,000.00			124,765.00		40,000.00	**208,986.00**	9,187.00
Agricultural modernization Programme	**1,492,956.00**	79,676.00	83,000.00	232,000.00			897,345.23		99,897.00	**1,391,918.00**	101,038.00
Educational infrastructure and Management Development Programmes	**56,698,566.23**	29,464,934.00	27,103.50	22,703,427.90	4,234,769.00		97,234.00		69,987,00	**56,597,455.40**	101,110.83
Health Care infrastructure and promotion Programmes	**18,228,547.00**	1,831,847.00	167,710.00	16,057,928.30			62,876.00		14,000.00	**18,134,361.30**	94,185.70
Water and Sanitation improvement	**28,515,765.23**	32,000.00	294,928.00	27,289,480.32	564,236.00		64,234.21		172,984.00	**28,417,862.51**	97,902.72

Management programmes											
Social Welfare and Community Development support programmes	**2,177,675.90**	127,025.00	153,320.00	1,765,234.00			10,000.00			**2,055,579,00**	122,096.90
Children development programme	**1,477,885.60**		45,986.00				23,897.92		1,350,000.00	**1,419,883.92**	57,791.98
Green Environment programmes	**543,876.00**	173,519.68		188,852.00			65,983.00			**428,354.00**	115,522.00
Disaster prevention and management Programme	**277,443.00**	25,000.00	71,000.00	72,000.00			89,876.00		9,675.92	**267,551.92**	9,892.00
Spatial Planning and management programme	**2,024,637.00**	331,125.00	300,499.00	609,000.00					770,000.00	**2,010,624.00**	14,013,00
Road improvement Programme	**29,145,897.00**	11,011,936.00	11,347,693.28	100,000.00					6,579,828.21	**29,039,457.49**	106,439.51
Internet connectivity programme	**65,982.00**		43,000.00	21,982.00						**64,982.00**	1,000.00
Telecommunication service masts programme	**10,984.00**		10,984.00							**10,984.00**	0

Electricity, Installation and connectivity programmes	**10,347,986.91**	453,000.00	198,691.00	563,000.00					8,912,353.13	**10,127,044.13**	220,942.78
Strengthen participation and accountability programme	**1,231,564.20**		262,000.00	967,000.00						**1,229,000.00**	2,564.20
Capacity building training Programme	**665,213.77**	151,503.49	64,000.00	68,000.00					379,510.47	**663,013.49**	2,200.28
Infrastructure maintenance programme	**2,153,873.00**	140,000.76		1,337,971.63					564,000.76	**2,041,973.15**	111,899.85
Staff accommodation programme	**691,000.00**	141,000.00	550,000.00							**691,000.00**	0
Procure furniture for staff programme	**480,000.76**			480,000.76						**480,000.76**	0
Maintenance of vehicles programme	**527,099.04**		50,564.00	476,535.04						**527,099.04**	0
Town Hall meetings public hearing programmes	**135,000.00**	20,000.00	61,000.00	33,000.00					20,000.00	**134,000.00**	1,000.00
logistics and administrative expenses	**2,239,000.00**		640,000.00	1,279,000.00					320,000.00	**2,239,000.00**	0

Strengthen participatory monitoring & Evaluation programme	**849,421.00**		105,000.00	724,000.00			10,000.00			**839,000.00**	10,421.00
Public infrastructure programme	**18,587,125.10**	11,579,000.00	1,985,985.00	4,025,000.00						**17,589,985.00**	997,140.10
Social Accountability Programme	**660,342.00**	619,620.00	20,654.00							**640,274.00**	20,068.00
Logistic for Security /Patrol team to combat crime programme	**308,500.00**	103,500.00	111,000.00	94,000.00						**308,500.00**	0
Sister country programme	**249,219.00**		141,000.00	97,824.00						**238,824.00**	10,395.00
Grand Total	**194,289,591.02**	56,687,487.84	18,244,179.78	85,603,950.94	5,178,738.00		2,104,282.36		25,043,415.87	**192,862,053.39**	2,533,702.77

5.1.5 Mechanism to fill the GAP of MTDP financing

The Assembly will write proposal to solicit funds from Development partners such as USID, JICA, German Development Aid etc. to support implementation of all Development Dimensions areas, that is Economic Development Social Development, Environment, Infrastructure and Spatial Development, Governance and Institutional Development and International Relations under the Resetting - Ghana Agenda: Creating Jobs, ensuring Accountability and promoting shared Prosperity for implementation for 2026-2029.

5.1.6 Strategic Environmental Assessment (SEA) Analysis

The importance of the Strategic Environmental Assessment (SEA) cannot be over-emphasized as it provides a major tool for analyzing strategic actions (policies, plans and programmes) to ensure that environmental sustainability issues are adequately mainstreamed thereby responding to the need for balancing socio-economic development with the requirement for conserving and enhancing the natural capital on which all lives (generations born and yet unborn) depend.

It is in the light of this that the Sunyani Municipal Assembly has formulated and incorporated some activities that will be likely to trigger Strategic Environmental Assessment with policies, plans and programmes of Medium- Term National Development Policy Framework (2026-2029) to enhance environmental sustainability.

5.1.6.1 Narration on the Strategic Environmental Assessment (SEA) of the 2026–2029 Medium-Term Development Plan (MTDP)

The Strategic Environmental Assessment (SEA) for the 2026–2029 Medium-Term Development Plan (MTDP) serves as a proactive framework to ensure that environmental sustainability is fully integrated into the formulation, implementation, and monitoring of all proposed programmes. This process goes beyond compliance; it is about aligning development ambitions with ecological integrity and social well-being.

The assessment began with a screening and scoping phase, identifying key environmental and social issues likely to be influenced by the MTDP's priority programmes and projects. These included climate resilience, biodiversity conservation, sustainable land use, waste management, and the promotion of green economic opportunities. Stakeholder consultations, spanning government agencies, local authorities, civil society, and community representatives were central to defining the scope and ensuring inclusivity.

During the impact analysis stage, each proposed programmes and projects were evaluated for potential positive and negative environmental effects. For example, infrastructure expansion projects like construction of Health Centres, Construction of 3-Unit Classroom Block with Ancillary facility etc. were assessed for their implications on natural habitats, while agricultural initiatives were

reviewed for soil health, water use efficiency, and greenhouse gas emissions. The SEA applied tools such as sustainability checklists, risk matrices, and scenario modelling to forecast long-term outcomes**.**

Mitigation and enhancement measures were then integrated into the MTDP. This included embedding climate-smart technologies, enforcing environmental safeguards in procurement and construction, and promoting renewable energy adoption. Programmes with high environmental risks were redesigned to minimize harm, while those with strong sustainability potential were prioritized for scaling.

Finally, the SEA established a monitoring and evaluation framework with clear indicators to track environmental performance throughout the plan's lifecycle. This ensures adaptive management allowing for mid-course corrections if unforeseen impacts arise.

In essence, the SEA of the 2026–2029 MTDP ensures that development is not only economically viable but also environmentally sound and socially equitable, safeguarding. Refer to the Annex5 for formulated programmes subjected to SEA.

CHAPTER SIX

6.0 ANNUAL ACTION PLANS

This chapter outlines the implementation of Annual Action Plans as a reflection of the Medium-Term Development Plan. The Annual Action Plans provides specific activities to be implemented within a specific time frame. It also gives list of responsible implementers, sources of funds, commencement and completion dates which serve as indicators for future assessment.

The Medium-Term Development Plan has been phased out into annual action plans for a-4year period beginning from 2026.The Action Plans captures prioritized projects that were not implemented in 2025 was categorized into on-going or new projects.

The Annual Action plans for the various years incorporates existing institutional and community plans that reflects the current needs of the people in the municipality. It also has features of current national spatial planning system that promote street naming and property address system

Pragmatic approach guided in the selection and location of projects. This was to avoid pressure from communities and authorities. Care was also taken to ensure equitable distribution of projects to ensure that:

- Selected projects respond to the priority needs of the community
- Projects selected are accessible to the majority of the people in the community
- Technology choice for implementation is user-friendly
- Resources for implementation will be available
- The project will be sustainable
- The project addresses the needs of the disadvantaged group in the society
- The project is aimed at reducing poverty in the district.

With limited resources, financial, material and human, it is not possible to satisfy the needs of all communities within the 4-year period. On the basis of the above, projects have been sited strategically to serve many communities as much as possible. Secondly, projects selected will serve the felt needs of the communities and not political interest.

6.1 Linking Annual Action plans to Composite budget

The annual action plan of the Municipal Assemblies now provides basis for the composite budget. The composite budget as stipulated by the Local Government Act seeks to integrate the budget of the departments into that of the Assembly. Other merits of the composite budget include

a. Establish an effective integrated budgeting system which supports intended goals, expectation and performance of government at the local level

b. Facilitate harmonized development and introduce fiscal prudence in the management of public funds at the local governance level.

In this perspective, the composite budget is therefore formulated annually based on the composite Annual Action Plan. The linkage depicts the composite budget as a subset of the composite Annual Action Plan.

6.1.1 Implementation Arrangement

Specific interventions have been proposed under the 4-year Medium-Term Development Plan (2026 – 2029) which have been outlined earlier.

Priority projects have also been proposed for the Socio-Economic development of the municipality, and a summary of interventions provided taking cognizance of the potentials and opportunities that abound in the municipality. This will enable the plan to enjoy support with available human and financial resources within the 4-Year Plan period (2026-2029).

In the first year, efforts are to be concentrated on completion of on-going projects and essential service in area of water, sanitation and improvement in health, Market and education. This is in line with attending to the immediate priority and basic needs of the people which include water, sanitation, education, health, gender equality, creation of employment and strengthening of small and medium scale enterprises.

The agriculture sector, which is the most dominant sector of the local economy will be strengthened in the first and second years of implementation to serve as a catalyst for rapid growth in the economy of the municipality. The private sector which is the engine of growth will equally be given prompt attention.

Table 1.45 Annual Action Plans (2026-2029)

ANNUAL ACTION PLAN (2026)

Objective: Improve effective fees collection by the end of 2029														
Programme: Revenue mobilization programme														
No	Projects	Location	Time frame				Cost				Project status		Implementation Institutions/Department	
			1	2	3	4	GoG	DACF	IGF	Other	New	ongoing	Lead	Collaborating
1	Revalue of land property	Sunyani Municipality	X	X	X	X			250,000.00		√		LVB	MPCU
2	Undertake training of Revenue collectors, tax education upgrade of Revenue software for Revenue Mobilization	Sunyani	X	X	X	X		10,345.00	8,748.00		√		Finance Dept	Budget Unit Assembly members Zonal councils
3	Procure of value Books	Sunyani	X	X	X	X			70,000.00				Finance Dept	Central Adm.

								50,000.00			√			
	Sub-Total							**60,345.00**	**328,748.00**					
								389,093.00						

Objective: Improving participation of MSMEs through skills training by the end of 2029 To develop and promote Tourism by the end of 2029														
Programme: Youth empowerment and MSMEs development programme Children development programme Tourism development and promotion.														
No	Projects	Location	Time frame				Cost				Project status		Implementation Institutions/Department	
			1	2	3	4	GoG	DACF	IGF	Other	New	ongoing	Lead	Collaborating
4	Organize 2-day start your Business for 200 unemployment women and Youth under LED	Sunyani Abesim	X	X	X	X	13,000.00		7,000.00		√		BAC	MPCU
5		Sunyani							2,000.00		√		BAC	MPCU

	Organize 2-day grow Business for Women entrepreneur under LED		X	X	X	X	18,000.00							
6	Organize 3-day skill training in food processing for 200 youth and women under LED	Abesim	X	X	X	X	20,000.00	10,000.00			√		BAC	MPCU
7	Organize 3-day skill training in tomato processing for 100 youth and women under LED	Atronie	X	X	X	X	30,000.00				√		BAC	MPCU
8	Construction of 1No. Storey,150 lockable stores Modern Market with 6No.W/C Toilet, ceiling, wiring,1No. mechanised Borehole.5No. streetlights and luminaries, ceiling, wiring and power connection	Sunyani	X	X	X	X		5,375,668.80				√	BAC	MPCU
9	Undertake Skills development training in Soapmaking for 25 women and Youth under LED	Sunyani	X	X	X	X	5,457.00				√		BAC	MPCU

10	Redevelopment of Children Park	Sunyani	X	X	X	X				35,000,000.00	√		Central Adm.	MPCU PPP Consultancy Firm
11	Construction of Modern Market	Sunyani	X	X	X	X				142,000,000.00	√		Central Adm.	MPCU PPP Consultancy Firm
12	Organize training to support 60 livestock (Piggery) farmers under LED	Atronie	X	X	X	X	10,065.00				√		BAC	MPCU
13	Undertake snail & Mushroom Production for the 25 Women and Youth Under LED	Atuahenekrom	X	X	X	X	26,984.00				√		BAC	MPCU
14	organize two (2) Consultative Business fora for SMEs/Private Sector Operators under LED.	Sunyani	X	X	X	X				28,346.00	√		BAC	MPCU
15	Construction of 120No lockable stores, 1No banking Hall, passenger waiting area	Nana Bosoma Market	X	X	X	X				3,320,402.21		√	Works Dept.	MPCU Consultancy Firm
16	Construction of 108 Unit Market stalls, creche, police post, fire hydrant and 1No Mechanized Borehole	Nana Bosoma Market	X	X	X	X				1,800,296.90		√	Works Dept.	MPCU Consultancy Firm

17	Construction of 1No football Pitch, volley, Tennis Court area Electrical Supply lighting system, change Room and sanitary facilities	Abesim	X	X	X	X				791,311.00		√	Works Dept.	MPCU Consultancy Firm
18	Construction of 96unit lockable store (phase 2)	Nana Bosoma	X	X	X	X				1,497,201.27		√	Works Dept	MPCU Consultancy Firm
19	Identify Tourism potential areas for promotion	Asukesu and Amama	X	X	X	X		10,000,00		40,000.00		√	MPCU	Traditional Authority -Regional Tourism Board
	Sub-Total						123,506.00	5,395668.8	9,000,00	184,477,557.38				
							190,005,732.18							

Objective: Provide Agro-based industries for agricultural production by the end of 2029 -Educate farmers on Post harvest losses by the end of 2029						
Programme: Agricultural modernization Programme						
No	Projects	Location	Time frame	Cost	Project status	Implementation Institutions/Department

			1	2	3	4	GoG	DACF	IGF	Other	New	ongoing	Lead	Collaborating
20	Organize training and awareness programme for FBOs/Artisans, extension staff and farmers on GAPs, AEAs and plants disease	Sunyani	X	X	X	X	12,000.00		5,000.0		√		Dept. of Agric.	MPCU
21	Organize training to support livestock and Poultry farmers under LED	Sunyani	X	X	X	X	6,907.91				√		Dept. of Agric.	MPCU
22	Undertake Farmer's Day Celebration	Abesim			X	X		60,000.00	5,000.00		√		Dept. of Agric	Central Adm.
23	Organize zonal and municipal RELC meeting with stakeholders	Sunyani	X	X	X	X	4,000.00				√		Dept. of Agric	MPCU
24	Purchase training materials for post-harvest training	Sunyani	X	X	X	X	2,000.00				√		Dept. of Agric	MPCU
		Sunyani	X	X	X	X			4,000.00				Dept. of	MPCU

25	Carry-out productivity survey (APS) in the major and minor season										√		Agric	
26	Organize home and farm visits	Sunyani	X	X	X	X	2,567.00				√		Dept. of Agric	MPCU
27	Train (2) women processing groups on post-production activities	Sunyani		X	X	X				1,234.00	√		Dept. Of Agric	MPCU/ AGRA
28	Facilitate agricultural Officers sensitizations and registration of 20 farmers groups/FBOs for feed Ghana Programme	Sunyani	X	X	X	X				9,786.00	√		Dept. Of Agric	MPCU/ AGRA
	Sub-Total						**27,474.91**	**60,000.00**	**14,000.00**	**11,020,00**				
							112,494.91							

Objective: To improve quality of education by the end of 2029														
Programme: Educational infrastructure and Management Development Programmes														
No	Projects	Location	Time frame				Cost				Project status		Implementation Institutions/Department	
			1	2	3	4	GoG	DACF	IGF	Other	New	ongoing	Lead	Collaborating

29	Construction of 1No. 3 Unit Classroom Block with Office, Stores, Staff common Room, and Toilet facilities	Asufufu /Yawmir e	X	X	X			759,731. 18				√	GES	Works Dpt. Central Adm.
30	Construction of 1No. 3-Unit Classroom Block with office, Stores, Common Staff Room, Toilet Facilities	Yawhim a African Faith JHS	X	X	X			756,486. 68				√	GES	Works Dpt. MPCU
31	Construction of 1No. 2-Unit KG Classroom Block and 4-Seater Water Closet Toilet	Tanoano M/A Primary School	X	X	X			528,579. 00				√	GES	Works Dpt. MPCU
32	Procure and distribute7,000 Dual desk, Mono desks and KG for selected basic schools and senior High Schools	Selected Basic and Senior High School	X	X	X	X		4,300,53 4.00				√	GES	Works Dpt. MPCU
33	Support to undertake monitoring and supervision visits to all schools	Sunyani	X	X	X	X		5,000.00	5,034.50		√		GES	MPCU
34	Construction of 1No. 3 Unit Classroom Block with Office, Stores, Staff common Room, and Toilet facilities	Mensahk rom	X	X	X	X		1,050,00 0.00			√		GES	MPCU

35	Construction of 1No. 2-Unit KG Classroom Block with Stores, office and 4-Seater Water Closet Toilet	Yawsae	X	X	X	X		1,000,000.00			√		GES	MPCU
36	Construction of 1No. 6 Unit Classroom Block with Office, Stores, Staff common Room, and Toilet facilities	Sofokrom	X	X	X	X		1,890,000.00			√		GES	MPCU
37	Renovation of Day Care/Creche	Twene Amanfo	X	X	X	X		300,000.00			√		GES	MPCU
38	Construct and Furnish 1No. 5- Bedroom Teachers Quarters	Kurasua No.1	X	X	X	X	1,000,000.00				√		GES	MPCU
39	Construction of 1No.3-Unit Boys Dormitory for Methodist Vocational/Technical School	Baakoniaba	X	X	X	X		160,583.30			√		GES	MPCU

40	Facilitate the implementation of education programmes, Best teacher award, School Feeding Programme, My First Day at school, STME clinics, SMCs activities in all schools, Girl child education and Independence Day	Sunyani municipality	X	X	X	X	25,000.00	8,000.00	2,654.00		√		GES	MPCU
41	Completion of 12 No. Seater W/C Toilets	SUSEC SHS	X	X	X	X	1,000,000.00				√		GES	MPCU
42	Procure and supply of 60No. computers	St. James SHS	X	X			360,000.00				√		GES	MPCU
	Sub-Total						**2,385,000.00**	**10,458,914.16**	**7,688.50**					
							7,573,844.54							

Objective: Ensure affordable, equitable, easily accessible and Universal Health Coverage by the end of 2029 Improve adolescent reproductive Health system by the end of 2029 To reduce the rate of preventable diseases by the end of 2029														
Programme: Health Care infrastructure and promotion Programmes														
No	Projects	Location	Time frame				Cost				Project status		Implementation Institutions/Department	
			1	2	3	4	GoG	DACF	IGF	Other	New	ongoing	Lead	Collaborating
43	Construction of Health Centre	Baakoniaba	X	X	X			1,195,947.50				√	GHS	MPCU
44	Construction of CHIPS Compound and Staff Accommodation	Kurosua No.2	X	X	X			1,000,000.00				√	GHS	MPCU
45	Undertake supervision and monitoring of 34 function CHPS Zones activities	Sunyani Municipality	X	X	X	X			18,000.00		√		GHS	Central Adm
46	Support of Health Service delivery	Sunyani Municipality	X	X	X	X	17,000.00		8,000.00		√		GHS.	Central Adm.
47	Organize public education on malaria control and HIV/AIDS another STI response activities	Sunyani Municipality	X	X	X	X		16,000.00	6,024.00		√		GHS	Central Adm.

48	Support to undertake immunization programme	Sunyani Municipality	X	X	X	X		10,000.00	14,099.00		√		GHS	Central Adm.
49	Organise training for midwives, Nurses & Adolescent on adolescent reproductive health	Asuakwaa	X	X	X	X	54,000.00				√		GHS	Central Adm.
50	Organize training for CHOs and Students/Adolescent on Adolescent Health	Sunyani Municipality		X	X	X	6,886.00				√		GHS	Central Adm.
51	Educate the public/adolescent on communicable and non-communicable diseases, through school Health Education, radio talk, CIC Churches/mosques	Sunyani Municipality	X	X	X				7,720.00		√		GHS	Central Adm.
52	Construction of CHPs Compound	Nkwabeng Miredane	X	X	X	X		1,600,000.00			√		GHS	Central Adm.
53	Undertake Monkey Pox Outreach activities	Sunyani Municipality	X	X					60,000.00		√		GHS	Central Adm.
54	Construction of Health Centre	Asufufu	X	X	X	X		1,123,460.80			√		GHS	Central Adm.

55	Procure Health Centre equipment	Kurasua No.1 and Baakoniaba		X	X	X		250,000.00			√		GHS	Central Adm,
	Sub-Total						77,886.00	5,195,407.50	113,843.00					
							5,387,136.50							

Objective: To increase accessibility to safe and affordable drinking water from 92% to 99% by 2029 To provide a healthy living and clean environment by the end of 2029 To provide education on food/Drink handlers/Vendors by the end of 2029														
Programme: Water and Sanitation improvement Management programmes														
No	Projects	Location	Time frame				Cost				Project status		Implementation Institutions/Department	
			1	2	3	4	GoG	DACF	IGF	Other	New	ongoing	Lead	Collaborating
56	Drilling and Mechanization of 4No. Boreholes and Drilling of 6No.Boreholes fitted with Hand Pump	Top City, Yawsae, Antwikrom Asuakwa, Jinijini Daadom, Kyiribogya, Adedaase,Kurasua No.1, & Domsesre	X	X	X			900,000.00				√	Works Dept	MPCU

57	Drilling and Mechanization of 4No. Boreholes	Sunyani	X	X	X			600,000.00				√	Works Dept.	MPCU
58	Maintenance of boreholes	Sunyani	X	X	X			650,268.00				√	Works Dept.	MPCU
59	Drilling and Mechanization of 7No. Boreholes and Drilling of 13No.Boreholes fitted with Hand Pump	20 selected communities	X	X	X	X		2,150,268.00			√		Works Dept	MPCU
60	Facilitate Provision, rehabilitation and extension of Water facilities	Adomako Asufufu New Dormaa, Baakoniaba Penkwase	X	X	X	X	30,000.00				√		GWCL	MPCU
61	Purchase sanitary tools	Sunyani Municipality	X	X	X	X		108,000.00	10,675.00		√		MEHA	MPCU
62	Train 50 women and youth on waste management/Recycling of Waste	Sunyani Municipality	X	X	X	X				64,000.00	√		MEHA	MPCU/ AGRA
63	Undertake desilting of oxidation pond on land fill site	Disposal final site, Sunyani	X	X	X	X		450,000.00				√	Zoomlion Co.Ltd. MEHA	Central Adm.

64	Organise monthly clean-up exercise	Sunyani	X	X	X	X		216,000.00	9,456.03		√		MEHA	MPCU
65	Procure 20No.12 M^3 Refuse Skip Containers and 1,196No.240 Litre Refuse containers	Sunyani	X	X	X	X		1,587,097.52			√		MEHA	MPCU
66	Completion of 16 No. Seater W/C Toilet	St. James SHS	X					400,000.00			√		MEHA	MPCU
67	Undertake Faecal Sludge management project	Sunyani Land Fill site	X	X	X	X				600,000.00	√		MEHA	MPCU
68	Intensify house to house inspection &Promote Hand Washing with soap in schools	Sunyani Municipality	X	X	X	X			26,984.00		√		MEHA	MPCU
69	Undertake Screening of Food and Drink Handlers / Vendors.	Sunyani Municipality	X	X	X	X				65,000.00	√		MEHA	MPCU

70	Drilling and Mechanization of 6 No. Boreholes and 6No fitted with Hand Pumps	Nsagobesa, Atuahenekrom, Yawsae, Kurasua No.2, Ohukrom, Agberekakrom, AKyekyesua Pepprahkrom, Mamprusi, Benu Ano, Donkorkrom and Abesim Dada	X					80,098.80				√	MEHA	MPCU

71	Drilling and Mechanization of 6 No. Boreholes and 6No fitted with Hand Pumps	Adedaase, Yawsae (Asidukrom , Polookrom) Boreso (Koficasekrom,Kwamedoyekrom), Daadom,Kurasua No.2, Apaaso, Kurasua No.1, Domsesre,Benu-Nkwanta,Asuakwa,Baakoniaba (Bombo)	X	X	X	X		1,500,000.00			√		MEHA	MPCU
	Sub-Total						30,000.00	8,641,732.32	47,115.03	129,000.00				
							8,912,847.35							

Objective: Transform Social structure by addressing the root causes of poverty and inequality by the end of 2029 Support productive capacities and new skills for vulnerable households through various interventions by the end of 2029 To provide education on Teenage pregnancy by the end of 2029														
Programme: Social Welfare and Community Development support programmes														
No	Projects	Location	Time frame				Cost				Project status		Implementation Institutions/Department	
			1	2	3	4	GoG	DACF	IGF	Other	New	ongoing	Lead	Collaborating
72	Undertake monitoring with Day Care, Residential Home Centres, NGOs and CBOs/FBO	Sunyani Abesim	X	X	X	X	20,000.00				√		SW/CD	MPCU
73	Undertake Skills Development training for youth and women in snail and Mushroom production	Sunyani	X		X	X	15,000.00				√		SW/CD	MPCU
74	Facilitate 3002 Core poor to benefit from livelihood Empowerment Against Poverty (LEAP)	Sunyani Municipality	X	X	X	X				20,000.00	√		SW/CD	MPCU
75	PWDs register rehabilitate to establish/expand their business	Sunyani Municipality	X	X	X	X			5,649.00		√		SW/CD	MPCU

76	631 PWDs and poor people assist to access health care through NHIS,	Sunyani Municipality	X	X	X	X			6,934.00		√		SW/CD	MPCU
77	Organise skills Development training for adolescent with disability for employment creation	Sunyani		X	X	X			7,861.00		√		SW/CD	MPCU
78	Undertake Gender Based Violence programme to Sensitize the public on danger, causes, effect and measures to address GBV	Nkrankrom		X	X	X	8,675.00				√		SW/CD	MPCU
79	Undertake Public education on Rape/Sexual Assault under Gender based Violence programme	Sunyani	X	X	X					9,000.00	√		SW/CD	MPCU
80	Undertake monitoring visit to Sunyani Central Prisons & Municipal Hospital Children Ward to assess the Welfare of the people.	Sunyani Central Prisons & Municipal Hospital Children	X		X	X				10,000.00	√		SW/CD	MPCU

81	Undertake Sensitization program on Teenage Pregnancy under Adolescent groups	Sunyani	X	X	X	X				8,000.00	√		SW/CD	MPCU
82	Promote right of children and other Vulnerable from Abuse	Sunyani	X	X	X	X			5,675.00		√		SW/CD	MPCU
	Sub-Total						**43,675.00**		**26,119.00**	**119,000.00**				
							188,794.00							

Objective: To ensure effective protection of the forest reserves and protected areas by the end of 2029 Reduce the impact of disaster by preventing or mitigating risks, preparing for emergencies responding effectively during crisis and recovering and rehabilitating affected areas by 2029														
Programme: Green Environment programme Disaster prevention and management Programme														
No	Projects	Location	Time frame				Cost				Project status		Implementation Institutions/Department	
			1	2	3	4	GoG	DACF	IGF	Other	New	ongoing	Lead	Collaborating
83	Undertake 252ha of trees Planting & Plantation establishment to control climate change	Sunyani Atronie & Abesim	X	X	X	X	35,642.92				√		Forestry Dept	Dept. of Agric. Zonal councils -Trad. Authorities

84	Undertake community sensitization on bush/domestic fires disaster prevention and control	Sunyani Atronie Abesim	X	X	X	X	25,974.00				√		GNFS	Forestry Dept. -Zonal councils -Trad. Authorities -GNFS
85	Undertake Environmental safe guard of all projects to control Climate change	Sunyani Municipality	X	X	X	X		43,983.00			√		EPA	MPCU
86	Undertake community Risk Reduction education campaign	Sunyani	X	X			15,000.00				√		NADMO	MPCU
87	Undertake Sensitization on public safety, Gas and Petrol Filling Station	Sunyani	X	X	X	X		20,000.00			√		NADMO	MPCU
88	Undertake School-based Disaster preparedness programme	Selected Basic Schools	X	X	X				10,000.00		√		NADMO	MPCU
89	Undertake Radio Sensitization on Disaster	Sunyani	X	X	X	X			6,000.00		√		NADMO	MPCU
	Sub-Total						76,616.92	63,983.00	16,000.00					
							156,599.92							

Objective: Improve inclusive and sustainable urbanization through better planning and management of human settlements by 2029															
Programme: Spatial Planning and management programme															
No	Projects	Location	Time frame				Cost				Project status		Implementation Institutions/Department		
			1	2	3	4	GoG	DACF	IGF	Other	New	ongoing	Lead	SAT, SPC, Collaborating	
90	Complete Street Naming and Property Addressing System	Sunyani Municipality	X	X	X	X	15,000.00				√		Physical Planning Dept	Traditional Authority, Central Adm.	
91	Procure and install galvanized `poles and signages on 100 streets	Sunyani	X	X	X					250,000.00	√		Physical Planning Dept	SAT, SPC, Traditional Authority, Central Adm	
92	Prepare local plans and schemes to guide the growth and development of settlements	Sunyani Municipality	X	X	X	X			90,897.00		√		Physical Planning Dept	Land Commission, Traditional Authorities, Land Owners, Media, Assembly members, Central Adm.	

93	Undertake awareness creation on haphazard development & Unauthorized structures placement	Sunyani Municipality	X	X	X	X	30,534.00				√		Physical Planning Dept	Works Engineer -Inspectorate Unit Central Adm.
94	Undertake registration of Assembly's land for infrastructure projects	Sunyani Municipality	X	X	X	X	50,900.00	50,000.00			√		Physical Planning Dept.	Land Commission, Traditional Authorities, Land Owners, Media, Assembly members, Central Adm.
	Sub-Total						554,534.00	50,000.00	90,897.00	250,000.00				
							945,431.00							

Objective: Expand road networks to meet current and future transportation by the end of 2029 Reduce the number of accidents and fatalities on the road network by 2029														
Programme: Road improvement programme														
No	Projects	Location	Time frame				Cost				Project status		Implementation Institutions/Department	
			1	2	3	4	GoG	DACF	IGF	Other	New	ongoing	Lead	Collaborating
95	Construction of Reinforced Concrete Storm Drain (500 x 3x 2.5) of 0.9M U-Drain and Leveling to Reclaim 3 Acre old Dump site	Abetifi Zongo	X	X	X	X				435,068.71		√	URD	MPCU Consultancy Firm
96	Construction of 1.40Km Tarred Road with 1400M 0.6M & 0.9M Slabbed U-Drains 3x3 (M) Double Cell Culvert, Paved 1400M walkways & 47No.Single Arm Street Light ,47No. Luminaries	Estate Petra Hotel to Sunyani Municipal Assembly/Jubilee Park links	X	X	X	X				2,387,323.07		√	URD	MPCU Consultancy Firm
97	Construction of 1.40km Tarred Road	Bono `Regional	X	X	X	X								

	with 1.40km, 0.60 and 0.9m slabbed U-drain paved 1400m walkways and 47No single Armed streetlights 47No Luminaries	office of the Presbyterian church of Ghana through Magazine inner ring road								8,525,301.50		√	URD	MPCU Consultancy Firm
98	Construction of Box Culvert at Abesim, paving of 100m Road with 1,400M^3 ground from Daily Market (Masom, Masom) to Chiraa Station	Abesim & Chiraa Station	X	X	X	X				2,002,483.21		√	URD	MPCU Consultancy Firm
99	Undertake outreach programme on the use of Road signs and pedestrian walkways at Sunyani	Sunyani	X	X	X		6,456.00				√		Road Safety Commission.	MPCU, Road Engineer, Feeder Roads, Regional Office
100	Paving of 1,842M^3 Ground for Car Park	Behind Municipal Hospital	X	X	X	X				4,567,345.00	√		Works Dept.	MPCU
101	Undertake grading of 60km Roads, patching of 4km pothole, desilting works of	Sunyani	X	X	X	X	1,260,000.00	50,000.00			√		Urban Road Dept.	MPCU Feeder Road Engineer, Urban Roads

	$100m^3$ 6km Grasscutting, maintenance of 4km guard rails, maintenance 4km of walkway and 0.1km drains													Regional Office
10 2	Undertake Terminal education for Drivers, Passengers and Traders on driving regulation	O/A Bus Terminal	X	X		X	7,456.00				√		Road Safety Commission	MPCU, Road Engineer, Feeder Roads, Regional Office
	Sub-Total						**1,273,912.00**	**50,000.00**		**17,917,522.13**				
							19,241,434.13							

Objective: To facilitate for the expansion of equitable access to high-speed, reliable internet service for all population especially those in rural and underserved areas by 2029														
Programme: Internet connectivity programme Telecommunication service masts programme														
No	Projects	Location	Time frame				Cost				Project status		Implementation Institutions/Department	
			1	2	3	4	GoG	DACF	IGF	Other	New	ongoing	Lead	Collaborating
103	Undertake maintenance of internet connectivity	Sunyani	X	X	X	X		5,000.00	20,000.00		√		ICT officer	Central Adm.
	Sub-Total							**5,000.00**	**20,000.00**					
							25,000.00							

Objective: Facilitate the connection and expansion of reliable electricity by 2029														
Programme: Electricity, Installation and connectivity programmes														
No	Projects	Location	Time frame				Cost				Project status		Implementation Institutions/Department	
			1	2	3	4	GoG	DACF	IGF	Other	New	ongoing	Lead	SAT, SPC, Collaborating

104	Supply, Installation and Commissioning of 215No.Double Armed streetlight with 10m Galvanized Steel Poles, 430No.LED Luminaries, 16mm^2 and 25mm^2 cables in conduit and other Accessories and Rehabilitation of 300No. Streetlights	New-Dormaa to Yawhima, Penkwase, Baakoniaba and Sunyani	X	X	X	X				8,912,353.13		√	Works Dept.	VRA/NEDCo.
105	Extend electricity and rehabilitate streetlights, Supply of Streetlight bulbs /installation of streetlight to the needed areas	Sunyani Municipality	X	X	X	X	200,000.00	53,000.00	65,897.00		√		Works Dept.	VRA/NEDCo
106	Supply Installation of 60No double armed streetlights (2.7km) and 4No, Traffic signals	From Sunyani Regional to Barracks Road	X	X	X	X				126,503.49		√	Works Dept	VRA/NEDCo
	Sub-Total						**200,000.00**	**53,000.00**	65,897.00	**9,038,856.62**				

							9,357,753.62				

Objective: Educate the public on citizen participation and service delivery by the end of 2029 build capacity of the Assembly member and staff by the end of 2029 Educate the public on fees fixing by the end of 2029 etc.													
Programme: Strengthen participation and accountability programme Capacity building training Programme Staff accommodation programme Procure furniture for staff programme Logistics and administrative expenses etc.													
No	Projects	Location	Time frame				Cost				Project status		Implementation Institutions/Department	
			1	2	3	4	GoG	DACF	IGF	Other	New	ongoing	Lead	Collaborating
107	Organize Quarterly General Assembly, Sub -committee MPCU, ARIC, MUSEC, Statutory planning meetings	SMA Office	X	X	X	X		214,000.00	60,000.00		√		Central Adm.	Depts./Units of the Assembly/, NGOs
108	Undertake training needs assessment and organize quarterly capacity programmes for staff	SMA Office	X	X	X	X		10,000.00	2,000.00		√		HR	Central Adm.

109	Organize capacity building training for Assembly members	Sunyani	X	X	X	X				126,503.49	√		Human Resource manager	Central Adm.
110	Organize 2 No. Staff Durbar	SMA office	X	X	X	X			12,000.00		√		Human Resource manager	Central Adm.
111	Organize Best Worker Retiree Award	SMA office	X	X	X	X		15,000.00			√		Human Resource manager	Central Adm.
112	Undertake maintenance of projects, streetlight	Sunyani municipality	X	X	X	X		140,000.76			√		Works Dept.	Central Adm.
113	Procure of 50 No. office furniture and fittings(workstation)	SMA office	X	X	X			100,000.00			√		PO	Central Adm.
114	Support to Departments	Sunyani	X	X	X	X		200,000.00			√		Central Adm.	MPO
115	Undertake monitoring and Evaluation of programmes and projects	Sunyani Municipality	X	X	X	X		100,000.00			√		MPO	MPCU

116	Undertake reviews of Medium-Term Development Plan, M&E Plan Composite Budget	Sunyani	X	X	X	X		72,000.00	42,000.00		√		MPO	MPCU
117	Organize 4No. MPCU Meetings	SMA office	X	X	X	X		80,000.00			√		MPO	MPCU
118	Organize National Celebrations	Sunyani	X	X	X	X		20,000,00	25,000.00		√		Central Adm	MPCU NGO
119	Fuel for organization of National Celebration	Sunyani	X	X	X	X		35,000.00	20,000.00		√		Central Adm.	MPCU
120	Provision of logistics and administrative expenses	Sunyani	X	X	X	X		74,000.00	80,000.00		√		Central Adm.	MPCU
121	Undertake maintenance of Official Vehicles	Sunyani	X	X	X	X		119,133.76	10,891.00		√		Central Adm.	MPCU
122	Construction of Durbar Ground	Abesim		X	X	X		4,000,000.00			√		Central Adam	MPCU
123	Renovation of Assembly Bungalow	Sunyani	X	X	X	X			550,000.00		√		Central Adm	MPCU

124	Undertake public education on participation in governance, regular Social Accountability meetings, Citizen satisfaction survey, awareness creation on principle of the constitution & citizenship week, Interactive media education undertaken & Women participation in decision making at the local level	Sunyani Municipality	X	X	X	X	20,654.00				√		NCCE	MPCU
125	Procure 5No. Laptops & 2No. Desktops	SMA office	X	X	X					80,000.00	√		Central Adm.	MPCU

126	Undertake budget preparation exercise with Stakeholder/rate payers engagement on fee-fixing and organization of Statutory committee meeting for 2027	Sunyani Municipality	X	X	X			10,000.00	8,000.00		√		Budget Unit	MPCU
127	Organize Quarterly Town Hall meetings on Public Finance management	Abesim, Atronie & Sunyani Zonal Council	X	X	X	X		16,000.00	19,000.00		√		Budget Unit	MPCU
	Sub-Total						20,654.00	5,105,134.52	828,891.00	206,503.49				
							6,161,183.01							

Objective: To support security patrol Team with Fuel to carry out regular monitoring by the end of 2029 Construct two (2) police station by the end of 2029						
Programme: Public infrastructure programme logistic for security/Patrol team to combat crime programme						
No	Projects	Location	Time frame	Cost	Project status	Implementation Institutions/Department

			1	2	3	4	GoG	DACF	IGF	Other	New	ongoing	Lead	SAT, SPC, Collaborating
128	Support Police Patrol Team with logistics to reduce crime	Sunyani Municipality	X	X	X	X		10,000.00	24,000.00		√		Ghana Police Service	GNFS
129	Support to Fire Service and other security agencies with logistics; fuel to improve service delivery	Sunyani Municipality	X	X	X	X		49,000.00			√		GNFS	Ghana Custom Service - Immigration Service -NIB -3BN Military
130	Construction of Police Stations	Nkwabeng Asufufu		X	X	X				987,985.00	√		Ghana Police Service	GNFS MPCU
	Sub-Total							**59,000.00**		**987,985.00**				
							1,110,985.00							

Objective: Promote cultural and educational exchange and create economic and community development opportunities by the end of 2029														
Programme: Sister City programme														
No	Projects	Location	Time frame				Cost				Project status		Implementation Institutions/Department	
			1	2	3	4	GoG	DACF	IGF	Other	New	ongoing	Lead	SAT, SPC, Collaborating
131	Sister country relation	Sunyani, USA		X	X	X		22,456.00	34,000.00		√		Central Adm.	Heads of Depts./Units
	Sub-Total							**22,456.00**	**34,000.00**					
							56,456.00							
	Grand Total						**249,495,460.07**							

ANNUAL ACTION PLAN (2027)

Objective: Improve effective fees collection by the end of 2029														
Programme: Revenue mobilization programme														
No	Projects	Location	Time frame				Cost				Project status		Collaboration Agency/Department	
			1	2	3	4	GoG	DACF	IGF	3	New	ongoing	Lead	Collaborating
1	Revalue of land property	Sunyani Municipality	X	X	X	X		240,000.00			√		Finance Dept	Budget Unit Assembly members Zonal councils
2	Undertake training of Revenue collectors, tax education upgrade of Revenue software for Revenue Mobilization	Sunyani	X	X	X	X		9,748.00	11,345.00		√		Finance Dept	Budget Unit Assembly members Zonal councils
3	Procure of value Books	Sunyani	X	X	X	X			120,000.00		√		Finance Dept	Central Adm.
	Sub-total							**249,748.00**	**131,345.00**					
							381,093.00							

Objective: Improving participation of MSMEs through skills training by the end of 2029 To develop and promote Tourism by the end of 2029														
Programme: Youth empowerment and MSMEs development programme Children development programme Tourism development and promotion														
No	Projects	Location	Time frame				Cost				Project status		Implementation Institutions/Department	
			1	2	3	4	GoG	DACF	IGF	Other	New	ongoing	Lead	Collaborating
4	Organize 3-day skill training in Rice processing for women and Youth under LED	Atronie	X	X		X	20,000.00		10,000.00		√		BAC	MPCU
5	Organize 3-day skill training in food processing for women and youth under LED	Yashima	X	X	X	X		10,000.00	8,000.00		√		BAC	MPCU
6	Renovation/maintenance of Markets	Sunyani & Yawhiman		X	X	X		12,000.00	16,900.00		√		BAC	MPCU

7	Organize 3-day skill training in cassava processing for women and Youth under LED	Yawhima	X	X	X		20,000.00		9,000.00		√		BAC	MPCU
8	Construction of 1No. Storey,150 lockable stores Modern Market with 6No.W/C Toilet, ceiling, wiring,1No. mechanised Borehole.5No. streetlights and luminaries, ceiling, wiring and power connection	Sunyani	X	X	X	X		5,375,668.80			√		BAC	MPCU
9	Organize 3-day skill training in maize processing for women and Youth under LED	Sunyani		X	X	X	20,000.00		8,000.00		√		BAC	MPCU
10	Undertake 2-day Skills development training for 20 people in processing quality palm oil production under LED	Antwikrom	X	X	X				6,789.00		√		BAC	MPCU
11	Undertake 5-day entrepreneurial Skills development training for 25 youth and women in basket weaving Under LED	Daadom	X	X	X				8,764.00		√		BAC	MPCU
12	Undertake 5-day skill development training for youth and women in vegetable production under LED	Atuahenekrom			X	X			7,783.00		√		BAC	MPCU
13	Undertake creation of tourist sites	Sunyani	X	X	X	X	42,000.00		5,000.00	50,000.00	√		Tourism Authority	Traditional authority, MPCU

	Sub-Total						**102,000.00**	**5,397,668.80**	**80,000,00**	**50,000.00**				
							5,532,904.80							

Objective: Objective: Provide Agro-based industries for agricultural production by the end of 2029 -Educate farmers on Post harvest losses by the end of 2029														
Programme: Agricultural Modernization programme														
No	Projects	Location	Time frame				Cost				Project status		Implementation Institutions/Department	
			1	2	3	4	GoG	DACF	IGF	Other	New	ongoing	Lead	Collaborating
14	Conduct 24 demonstration and field days on improve varieties of food crops and cereals other technology	Sunyani Municipality	X	X	X	X		8,678.00			√		Dept of Agric.	MPCU
15	Organize training and awareness programme for FBOs/Artisans, extension staff and farmers on GAPs, AEAs and plants disease	Sunyani	X	X	X	X	12,000.00		5,000.00		√		Dept. of Agric.	MPCU

16	Organize training to support livestock and Poultry farmers under LED	Sunyani	X	X	X			6,907.91			√		Dept. of Agric.	MPCU
17	Undertake Farmer's Day Celebration	Abesim			X	X		90,000.00	10,000.00		√		Dept. of Agric	Central Adm.
18	Organize zonal and municipal RELC meeting with stakeholders	Sunyani		X	X	X			4,000.00		√		Dept. of Agric	MPCU
19	Purchase training materials for post-harvest training	Sunyani		X	X	X		2,000.00			√		Dept. of Agric	MPCU
20	Carry-out productivity survey (APS) in the major and minor season	Sunyani	X	X	X	X			4,000.00		√		Dept. of Agric	MPCU
21	Organize home and farm visits	Sunyani		X	X	X	2,567.00				√		Dept. of Agric	MPCU
22	Undertake poultry and livestock census in the Municipality	Sunyani	X	X	X		10,975.00				√		Dept. of Agric	MPCU
23	Facilitate the formulation of 6 New FBOs and train 30 New and existing FBOs in group dynamics and cohesion	Sunyani Municipality	X	X	X	X				10,985.00	√		Dept. of Agric	MPCU/ AGRA

24	Train 3 Women and Youth farmer groups on Cassava processing under Feed Ghana Programme	Sunyani Municipality		X	X	X				8,765.00	√		Dept. of Agric	MPCU/ AGRA
	Sub-Total						**25,542.00**	**107,585.91**	**23000.00**	**19,750.00**				
							175,877.91							

Objective: To improve quality of education by the end of 2029														
Programme: Educational infrastructure and Management Development Programmes														
No	Projects	Location	Time frame				Cost				Project status		Implementation Institutions/Department	
			1	2	3	4	GoG	DACF	IGF	Other	New	ongoing	Lead	Collaborating

25	Facilitate the implementation of education programmes, Best teacher award, School Feeding Programme, My First Day at school, STME clinics, SMCs activities in all schools, Girl child education and Independence Day	Sunyani Municipality	X	X	X	X	25,000.00		10,654.00		√		GES	MPCU
26	Construction of 1No. 2 Unit Classroom Block with Office, Stores, Staff Room & Toilet facilities	KG Yawsae		X	X	X		1,102,500.00			√		GES	Works Dpt. Central Adm.
27	Construction of 1No. 2-Unit KG Classroom Block and 4-Seater Water Closet Toilet	Kyirbogya M/A Primary School		X	X	X		1050,000.00			√		GES	Works Dpt. MPCU
28	Construction of Science Laboratory	St. James SHS	X	X	X	X	2,000,000.00				√		GES	MPCU
29														

	Procure and distribute 3,500 Dual desks for selected basic schools and senior High Schools	Selected Basic and Senior High School	X	X	X	X	2,150,267.52				√		GES	Works Dpt. MPCU
30	Support to undertake monitoring and supervision visits to all schools	Sunyani	X	X	X	X		17,562.00			√		GES	MPCU
31	Construct and Furnish 1No. 5- Bedroom Teachers Quarters	Antwikrom	X	X	X	X	994,467.00				√		GES	MPCU
32	Construction of Classroom Block	St. James SHS	X	X	X	X	4,000,000.00				√		GES	MPCU
33	Construction of Assembly Hall	St. James SHS	X	X	X	X	3,500,000.00				√		GES	MPCU
	Sub-Total						12,669,734.52	2,170,062.00	10,654.00					
							14,850,450.52							

Objective: Ensure affordable, equitable, easily accessible and Universal Health Coverage by the end of 2029 Improve adolescent reproductive Health system by the end of 2029 To reduce the rate of preventable diseases by the end of 2029														
Programme: Health Care infrastructure and promotion Programmes														
No	Projects	Location	Time frame				Cost				Project status		Implementation Institutions/Department	
			1	2	3	4	GoG	DACF	IGF	Other	New	ongoing	Lead	Collaborating
34	Undertake supervision and monitoring of 34 function CHPS Zones activities	Sunyani Municipality	X	X	X	X	2,764.00				√		GHS	Central Adm.
35	Support of Health Service delivery	Sunyani	X	X	X	X	17,000.00		8,000.00		√		GHS.	Central Adm.
36	Organize public education on malaria control and HIV/AIDS another STI response activities	Sunyani Municipality	X	X	X		16,000.00	6,024.00			√		GHS	Central Adm.
37	Support to undertake immunization programme	Sunyani Municipality	X	X	X		10,000.00	14,099.00			√		GHS	Central Adm.

38	Organized training for midwives, Nurses & Adolescent on adolescent reproductive health	Asuakwaa	X	X	X	X			34,000.00	14,000.00	√		GHS	Central Adm.
39	Undertake Monkey Pox outreach activities	Sunyani Municipality	X	X				12,000.00			√		GHS	Central Adm.
40	Organize training for CHOs and Students/Adolescent on Adolescent Health	Sunyani Municipality	X	X	X		6,886.00				√		GHS	Central Adm.
41	Educate the public/adolescent on communicable and non-communicable diseases, through school Health Education, radio talk, CIC Churches/mosques	Sunyani Municipality	X	X	X	X			7,720.00		√		GHS	Central Adm.
42	Construction of Maternity Block	Atronie Health Centre	X	X	X			1,800,000.00			√		GHS	Central Adm.
43	Construction of CHPs compound	Ohukrom	X	X	X	X		1,700,000.00			√		GHS	Central Adm.
	Sub-Total						**52,650.00**	**3,532,123.00**	**49,720.00**	**14,000.00**				
							3,648,493.00							

Objective: To increase accessibility to safe and affordable drinking water from 92% to 99% by 2029 To provide a healthy living and clean environment by the end of 2029 To provide education on food/Drink handlers/Vendors by the end of 2029														
Programme: Water and Sanitation improvement Management programmes														
No	Projects	Location	Time frame				Cost				Project status		Implementation Institutions/Department	
			1	2	3	4	GoG	DACF	IGF	Other	New	ongoing	Lead	Collaborating
44	Drilling and Mechanization of 5No. Boreholes and Drilling of 15 No. Boreholes fitted with Hand Pump	20 Selected Communities	X	X	X	X		2,150,267.52			√		Works Dept	MPCU
45	Facilitate Provision, rehabilitation and extension of Water facilities	Abesim	X	X	X	X	33,000.00				√		GWCL	MPCU
46	Purchase sanitary tools	Sunyani Municipality	X		X			109,000.00	15,675.00		√		MEHA	MPCU

47	Undertake desilting of oxidation pond on land fill site	Disposal final site, Sunyani	X	X	X	X		550,000.00				√	Zoomlion Co.Ltd. MEHA	Central Adm.
48	organize monthly clean-up exercise	Sunyani	X	X	X	X		300,000.00	10,456.03		√		MEHA	MPCU
49	Undertake management of Faecal Sludge	Sunyani	X	X	X	X			1,082, 202.00		√		MEHA GOG	MPCU
50	Procure 21No.12 M^3 Refuse Skip Containers and 1,198No.240 Litre Refuse containers	Sunyani	X	X	X	X		1,887,097.52			√		MEHA	MPCU
51	Intensify house to house inspection &Promote Hand Washing with soap in schools	Sunyani Municipality	X	X	X	X			27,984.00		√		MEHA	MPCU
52	Undertake Screening of Food and Drink Handlers / Vendors.	Sunyani Municipality	X	X	X	X				66,000.00	√		MEHA	MPCU
53	Undertake burial of Pauper bodies and infectious disease remains	Sunyani		X	X	X		13,000.00			√		MEHA	MPCU

	Sub-Total						**33,000.00**	**5,009,365.04**	**54,115.03**	**66,000.00**				
							5,162,480.07							

Objective: Transform Social structure by addressing the root causes of poverty and inequality by the end of 2029 Support productive capacities and new skills for vulnerable households through various interventions by the end of 2029 To provide education on teenage pregnancy by the end of 2029														
Programme: Social Welfare and Community Development support programmes														
No	Projects	Location	Time frame				Cost				Project status		Implementation Institutions/Department	
			1	2	3	4	GoG	DACF	IGF	Other	New	ongoing	Lead	Collaborating
54	Undertake monitoring with Day Care, Residential Home Centres, NGOs and CBOs/FBO	Sunyani Abesim	X	X	X	X	20,000.00				√		SW/CD	MPCU

55	Undertake Skills development training for Youth and women under Palm Oil & Gari processing, under LED	Sunyani		X	X	X		16,000.00			√		SW/CD	MPCU
56	Facilitate 3002 Core poor to benefit from livelihood Empowerment Against Poverty (LEAP)	Sunyani Municipality	X	X	X	X			20,000.00		√		SW/CD	MPCU
57	PWDs register rehabilitate to establish/expand their business	Sunyani Municipality	X	X	X	X		5,649.00			√		SW/CD	MPCU
58	633 PWDs and poor people assist to access health care through NHIS,	Sunyani Municipality	X	X	X			7,934.00			√		SW/CD	MPCU
59	Organize skills Development training for adolescent with disability for employment creation	Sunyani		X	X	X			8,861.00		√		SW/CD	MPCU

60	Undertake Gender Based Violence programme to Sensitize the public on danger, causes, effect and measures to address GBV	Nkrankrom		X	X	X	8,675.00				√		SW/CD	MPCU
61	Undertake Public education on Rape/Sexual Assault under Gender based Violence programme	Sunyani	X	X	X	X			9,700.00		√		SW/CD	MPCU
62	Undertake monitoring visit to Sunyani Central Prisons & Municipal Hospital Children Ward to assess the Welfare of the people.	Sunyani Central Prisons & Municipal Hospital Children		X	X	X			10,800.00		√		SW/CD	MPCU
63	Undertake Sensitization program on Teenage Pregnancy under Adolescent groups	Sunyani	X	X		X		8,900.00			√		SW/CD	MPCU
64	Promote right of children and other Vulnerable from Abuse	Sunyani	X	X	X	X			6,675.00		√		SW/CD	MPCU
	Sub-Total						20,000.00	38,483.00	56,036.00					

							114,519.00					

Objective: To ensure effective protection of the forest reserves and protected areas by the end of 2029 Reduce the impact of disaster by preventing or mitigating risks, preparing for emergencies responding effectively during crisis and recovering and rehabilitating affected areas by 2029													
Programme: Green Environment programme Disaster prevention and management Programme													
No	Projects	Location	Time frame				Cost				Project status		Implementation Institutions/Department	
			1	2	3	4	GoG	DACF	IGF	Other	New	ongoing	Lead	Collaborating
65	Undertake 253ha of trees Planting & Plantation establishment to control climate change	Sunyani Atronie & Abesim		X	X	X	10,642.92				√		Forestry Dept	Dept. of Agric. Zonal councils -Trad. Authorities
66	Undertake community sensitization on bush/domestic fires disaster prevention and control	Sunyani Atronie Abesim	X	X		X		16,974.00			√		GNFS	Forestry Dept. -Zonal councils -Trad. Authorities -GNFS

67	Undertake Environmental safe guard of all projects to control Climate change	Sunyani Municipality	X	X	X	X				65,983.00	√		EPA	MPCU
68	Undertake community on Domestic Fire prevention to control climate change	Sunyani Central Market & communities	X	X		X		14,000.00			√		NADMO	MPCU
69	Undertake simulation exercise on Flood and Fire management to control climate change	Sunyani	X	X		X	20,000.00				√		NADMO	MPCU
70	Undertake training for Disaster Volunteer Groups to control climate change	3 Zonal Councils			X	X			18,000.00		√		NADMO	MPCU
71	Undertake Radio Sensitization on Disaster to control climate change	Sunyani	X	X	X	X			15,000.00		√		NADMO	MPCU

72	Undertake public education on vehicular Fire to control Climate change	Sunyani		X	X	X		7,000.00			√		NADMO	MPCU
	Sub-Total						30,642.92	37,974.00	33,000.00	65,983.00				
							167,599.92							

Objective: Improve inclusive and sustainable urbanization through better planning and management of human settlements by 2029														
Programme: Spatial Planning and management programme														
No	Projects	Location	Time frame				Cost				Project status		Implementation Institutions/Department	
			1	2	3	4	GoG	DACF	IGF	Other	New	ongoing	Lead	Collaborating
73	Complete Street Naming and Property Addressing System	Sunyani Municipality	X	X	X	X		7,000.00	8,000.00			√	Physical Planning Dept	Traditional Authority, Central Adm.

74	Prepare local plans and schemes to guide the growth and development of settlements	Sunyani Municipality	X	X	X	X	90,897.00				√		Physical Planning Dept	Land Commission, Traditional Authorities, Land Owners, Media, Assembly members, Central Adm.
75	Undertake awareness creation on haphazard development & Unauthorized structures placement	Sunyani Municipality	X	X	X	X	10,534.00				√		Physical Planning Dept	Works Engineer -Inspectorate Unit Central Adm.
76	Undertake registration of Assembly's land for infrastructure projects	Sunyani Municipality	X	X	X	X		50,900.00				√	Physical Planning Dept	Land Commission, Traditional Authorities, Land Owners, Media, Assembly members, Central Adm.
	Sub-Total						101,431.00	57,900.00	8,000.00					
							167,331.00							

Objective: Expand road networks to meet current and future transportation by the end of 2029 Reduce the number of accidents and fatalities on the road network by 2029														
Programme: Road improvement programme														
No	Projects	Location	Time frame				Cost				Project status		Implementation Institutions/Department	
			1	2	3	4	GoG	DACF	IGF	Other	New	ongoing	Lead	Collaborating
77	Grading of 62km Roads, patching of 4.8km pothole, desilting of 1200m^3 Works, Grass-cutting of 8km, maintenance of 4km guard rails, maintenance of 4km walkway and maintenance of 1,5km drains	Sunyani Municipality	X	X	X	X	4,050,000.00	8,456.00			√		URD	MPCU
78	Undertake outreach programme on the use of Road signs and pedestrian walkways	CDB Sunyani	X	X		X					√		Road Safety Commission	MPCU, Road Engineer, Feeder Roads, Regional Office

79	Support to Urban Road Department	Sunyani	X	X	X	X	5,000.00				√		URD	MPCU
80	Undertake Terminal education for Drivers, Passengers and Traders on traffic management	O/A Bus Terminal	X		X	X	8,456.00				√		Road Safety Commission	MPCU, Road Engineer, Feeder Roads, Regional Office
	Sub-Total						**4,063,456.00**	8,456.00						
							4,071,912.00							

Objective: To facilitate for the expansion of equitable access to high-speed, reliable internet service for all population especially those in rural and underserved areas by 2029														
Programme: Internet connectivity programme Telecommunication service masts programme														
No	Projects	Location	Time frame				Cost				Project status		Implementation Institutions/Department	
			1	2	3	4	GoG	DACF	IGF	Other	New	ongoing	Lead	Collaborating

81	Undertake maintenance of internet connectivity	Sunyani	X	X	X	X		1,000.00	5,000.00		√		ICT officer	Central Adm.
82	Facilitate provision of Telecommunication Network	Boresu Benukwanta, Nwawasua Kyiribogya Daadom Kurasua No.1	X	X	X	X			3,000.00		√		Central Adm.	MPCU
	Sub-Total							1,000.00	8,000.00					
							9,000.00							

Objective: Facilitate the connection and expansion of reliable electricity by 2029														
Programme: Electricity, Installation and connectivity programmes														
No	Projects	Location	Time frame				Cost				Project status		Implementation Institutions/Department	
			1	2	3	4	GoG	DACF	IGF	Other	New	ongoing	Lead	Collaborating

83	Extend electricity and rehabilitate streetlights, Supply of Streetlight bulbs /installation of streetlight to the needed areas	Sunyani Municipality	X	X	X	X		253,000.00	65,897.00		√		Works Dept.	VRA/NEDCo.
	Sub-Total							**253,000.00**	**65,897.00**					
							318,897.00							

`

Objective: Educate the public on citizen participation and service delivery by the end of 2029 build capacity of the Assembly member and staff by the end of 2029 Educate the public on fees fixing by the end of 2029 etc.													
Programme: Strengthen participation and accountability programme Capacity building training Programme Staff accommodation programme Procure furniture for staff programme Logistics and administrative expenses etc													
No	Projects	Location	Time frame				Cost				Project status		Implementation Institutions/Department	
			1	2	3	4	GoG	DACF	IGF	Other	New	ongoing	Lead	Collaborating

84	Organize Quarterly General Assembly, Sub -committee MPCU, ARIC, MUSEC, Statutory planning meetings	SMA Office	X	X	X	X		224,000.00	70,000.00		√		Central Adm.	Depts./Units of the Assembly/, NGOs
85	Undertake training needs assessment and organize quarterly capacity programmes for staff	SMA Office		X	X	X		20,000.00	2,000.00		√		Human Resource Dept.	Central Adm.
86	Organize capacity building training for Assembly members	Sunyani		X	X	X				126,503.49	√		Human Resource Dept.	Central Adm.
87	Undertake Human Resource MIS & Validation	SMA office	X	X	X	X		7,000.00			√		Human Resource Dept.	Central Adm.
88	Undertake maintenance of projects, streetlight	Sunyani municipality	X	X	X	X	140,000.76				√		Works Dept.	Central Adm.
89	Procure of 50 No. office furniture and fittings(workstation)	SMA office	X	X	X	X		100,000.00			√		PO	Central Adm.
90	Support to Departments	Sunyani	X	X	X	X		150,000.00	50,000.00		√		Central Adm.	MPCU

91	Undertake monitoring and Evaluation of programmes and projects	Sunyani Municipality	X	X	X	X		130,000.00			√		MPO	MPCU
92	Undertake reviews of Medium-Term Development Plan, M&E Plan Composite Budget	Sunyani	X	X	X	X		73,000.00	43,000.00		√		MPO	MPCU
93	Organize 4No. MPCU Meetings	SMA office	X	X	X	X		80,000.00			√		MPO	MPCU
94	Organize National Celebrations	Sunyani	X	X	X	X		20,000,00	26,000.00		√		Central Adm	MPCU NGO
95	Fuel for organization of National Celebration	Sunyani	X	X	X	X		35,000.00	20,000.00		√		Central Adm.	MPCU
96	Provision of logistics and administrative expenses	Sunyani	X	X	X	X		80,000.00	74,000.00		√		Central Adm.	MPCU
97	Undertake maintenance of Official Vehicles	Sunyani	X	X	X	X		119,133.76	17,891.00		√		Central Adm.	MPCU

98	Organize 2 No. Staff Durbar	Sunyani	X	X	X	X	14,000.00				√		Central Adm	MPCU
99	Undertake public education on participation in governance, regular Social Accountability meetings, Citizen satisfaction survey, awareness creation on principle of the constitution & citizenship week, Interactive media education undertaken & Women participation in decision making at the local level	Sunyani Municipality	X	X		X			20,654.00		√		NCCE	MPCU
100	Procure 5No. Laptops & 2No. Desktop	SMA office		X	X	X				80,000.00	√		Central Adm.	MPCU
	Sub-Total						**154,000.76**	**1,038,133.76**	**323,545.00**					
							1,515,678.76							

Objective: To support security patrol Team with Fuel to carry out regular monitoring by the end of 2029 Construct two (2) police station by the end of 2029													
Programme: Public infrastructure programme logistic for security/Patrol team to combat crime programme													
No	Projects	Location	Time frame				Cost			Project status		Implementation Institutions/Department	
			1	2	3	4	GoG	IGF	Other	New	ongoing	Lead	Collaborating
101	Support Police Patrol Team with logistics to reduce crime	Sunyani Municipality	X	X	X	X	11,000.00	24,000.00		√		Ghana Police Service	GNFS
102	Construction of Police station	Asufufu	X	X	X	X			998,000.00	√		Ghana Police Service	GNFS MPCU
103	Support to Fire Service and other security agencies with logistics; fuel to improve service delivery	Sunyani Municipality	X	X	X	X	38,000.00			√		GNFS	Ghana Custom Service -Immigration Service -NIB -3BN Military

104	Construction of Police station	Benu-Nkwanta	X	X	X		1,456,000.00			√		Ghana Police Service	Ghana Custom Service -Immigration Service -NIB -3BN Military
105	Construction of Police Post	Yawhima	X	X	X		1,123,000.00			√		Ghana Police Post	Ghana Custom Service -Immigration Service -NIB -3BN Military
106	Organize Quarterly Town Hall meetings on Public Finance management	Abesim, Atronie & Sunyani Zonal Council	X	X	X	X		18,000.00	20,000.00	√		Budget Unit	MPCU
107	Undertake budget preparation exercise with Stakeholder/rate payer's engagement on fee-fixing and organization of Statutory committee meeting for 2029	Sunyani		X	X				25,000.00	√		Budget Unit	MPCU
	Sub-Total						2,628,000.00	42,000.00	1,043,000.00				
							3,713,000.00						

Objective: Promote cultural and educational exchange and create economic and community development opportunities by the end of 2029														
Programme: Sister City programme														
No	Projects	Location	Time frame				Cost				Project status		Implementation Institutions/Department	
			1	2	3	4	GoG	DACF	IGF	Other	New	ongoing	Lead	Collaborating
108	Sister country relation	Sunyani, USA			X	X		23,456.00	35,000.00		√		Central Adm.	Heads of Depts./Units
	Sub-Total													
							58,456.00							
	Grand-Total						**39,984,692.98**							

ANNUAL ACTION PLAN (2028)

Objective: Improve effective fees collection by the end of 2029														
Programme: Revenue mobilization programme														
No	Projects	Location	Time frame				Cost				Project status		Implementation Institutions/Department	
			1	2	3	4	GoG	DACF	IGF	Other	New	ongoing	Lead	Collaborating
1	Undertake training of Revenue collectors, tax education upgrade of Revenue software for Revenue Mobilization	Sunyani		x	x	x		9,748.00		11,345.00	√		Finance Dept	Budget Unit Assembly members Zonal councils
2	Procure of value Books	Sunyani	x	x	x	x		70,000.00	50,000.00		√		Finance Dept	Central Adm.
3	Revalue of landed property	Sunyani Municipality	x	x					20,000.00	80,000.00	√		Land Valuation	MPCU
	Sub-Total							79,748.00	70,000.00	91,345.00				
							241,093.00							

Objective: Improving participation of MSMEs through skills training by the end of 2029 To develop and promote Tourism by the end of 2029														
Programme: Youth empowerment and MSMEs development programme Children development programme Tourism development and promotion														
No	Projects	Location	Time frame				Cost				Project status		Implementation Institutions/Department	
			1	2	3	4	GoG	DACF	IGF	Other	New	ongoing	Lead	Collaborating
4	Organize 3-day skill training in rice processing for women and Youth under LED	Baakoniaba	X	X	X		20,000.00				√		BAC	MPCU
5	Organize 3-day skill training in mushroom farming Women and Youth under LED	Nwawasua	X		X	X	21,000.00				√		BAC	MPCU
6	Organize 3-day skill training in cassava processing for youth and women under LED	Yawhima	X	X		X			20,000.00		√		BAC	MPCU
7		Sunyani												

	Organize 3-day skill training fruits processing for youth and women under LED			X	X	X		20,000.00			√		BAC	MPCU
8	Construction of 1No. Storey,154 lockable stores Modern Market with 6No.W/C Toilet, ceiling, wiring,1No. mechanised Borehole.5No. streetlights and luminaries, ceiling, wiring and power connection under 24-hour economy project	Sunyani	X	X	X	X		5,375,668.80			√		BAC	MPCU
9	Undertake Skills development training in Soapmaking for 25 women and Youth under LED	Sunyani	X	X		X		5,457.00			√		BAC	MPCU
10	Organize training to support 60 livestock (Piggery) farmers under LED	Atronie		X	X		10,065.00				√		BAC	MPCU

11	Organize two (2) Consultative Business fora for SMEs/Private Sector Operators under LED.	Sunyani	X	X	X	X				28,346.00	√		BAC	MPCU
	Sub-Total						51,065.00	5,401,125.80	20,000.00	28,346.00				
							5,480,536.80							

Objective: Provide Agro-based industries for agricultural production by the end of 2029 -Educate farmers on Post harvest losses by the end of 2029														
Programme: Agricultural Modernization programme														
No	Projects	Location	Time frame				Cost				Project status		Implementation Institutions/Department	
			1	2	3	4	GoG	DACF	IGF	Other	New	ongoing	Lead	Collaborating

12	Organize training and awareness programme for FBOs/Artisans, extension staff and farmers on GAPs, AEAs and plants disease	Sunyani		X	X	X		10,000.00	5,000.0		√		Dept. of Agric.	MPCU
13	Organize training to support livestock and Poultry farmers under LED	Sunyani	X	X	X	X		7,000.00			√		Dept. of Agric.	MPCU
14	Undertake Farmer's Day Celebration	Abesim			X	X		70,000.00	10,000.00		√		Dept. of Agric	Central Adm.
15	Organize zonal and municipal RELC meeting with stakeholders	Sunyani	X	X	X				5,000.00		√		Dept. of Agric	MPCU
16	Train 3 women processing groups on post-production activities	Sunyani municipality		X	X	X				25,000.00	√		Dept. of Agric	MPCU/ AGRA
17	Carry-out productivity survey (APS) in the major and minor season	Sunyani	X	X	X				5,000.00		√		Dept. of Agric	MPCU

18	Organize home and farm visits	Sunyani	X	X	X	X	3,000.00				√		Dept. of Agric	MPCU
19	Facilitate agricultural sensitization and registration of 15 Farmer groups/FBOs for feed Ghana Programme	Sunyani Municipality	X	X	X	X			26,000.00		√		Dept. of Agric	MPCU/ AGRA
	Sub-Total						**3,000.00**	**87,000.00**	**51,000.00**	**25,000.00**				
							166,000.00							

Objective: To improve quality of education by the end of 2029														
Programme: Educational infrastructure and Management Development Programmes														
No	Projects	Location	Time frame				Cost				Project status		Implementation Institutions/Department	
			1	2	3	4	GoG	DACF	IGF	Other	New	ongoing	Lead	Collaborating
20	Construction of 1No. 3 Unit Classroom Block with Office, Stores, Staff common Room, and Toilet facilities	New Dormaa West		X	X	X		1,650,000.00			√		GES	Works Dpt. Central Adm.

21	Construction of 1No. 2-Unit KG Classroom Block and 4No.Seater Water Closet Toilet	Yawhima African Faith JHS		X	X	X		1,430,000.00			√		GES	Works Dpt. MPCU
22	Construction of 1No. 2-Unit KG Classroom Block and 4No.Seater Water Closet Toilet	Ohukrom M/A Primary School		X	X	X		1,455,000.00			√		GES	Works Dpt. MPCU
23	Procure and distribute 3,500 Dual desks for selected basic schools and senior High Schools	Selected Basic and Senior High School	X	X	X	X		2,150,267.52			√		GES	Works Dpt. MPCU
24	Support to undertake monitoring and supervision visits to all schools	Sunyani	X	X	X	X			12,034.50		√		GES	MPCU
25	Construct and Furnish 1No. 5- Bedroom Teachers Quarters	Yawmire		X	X	X				734,467.00	√		GES	MPCU
26	Construction of Girls Dormitory	SUSEC SHS	X	X	X	X	3,689,000.00				√		GES	MPCU
27	Construction of 12-Unit Classroom Block	SDA SHS	X	X	X	X	3,000,000.00				√		GES	MPCU

28	Facilitate the implementation of education programmes, Best teacher award, School Feeding Programme, My First Day at school, STME clinics, SMCs activities in all schools, Girl child education and Independence Day	Sunyani municipality	X	X	X	X	51,000.00	6,000.00	5,654.00		√		GES	MPCU
	Sub-Total						6,740,000.00	6,691,267.52	17,688.50	734,467.00				
							14,165,734.50							

Objective: Ensure affordable, equitable, easily accessible and Universal Health Coverage by the end of 2029 Improve adolescent reproductive Health system by the end of 2029 To reduce the rate of preventable diseases by the end of 2029														
Programme: Health Care infrastructure and promotion Programmes														
No	Projects	Location	Time frame				Cost				Project status		Implementation Institutions/Department	
			1	2	3	4	GoG	DACF	IGF	Other	New	ongoing	Lead	Collaborating
29	Construction of reproductive and Child Health Unit	Yawhimakrom	X	X	X			1,763,000.00			√		GHS	MPCU

30	Construction of CHPS Compound and Staff Accommodation	Adedaase	X	X	X			2,000,000.00			√		GHS	MPCU
31	Undertake supervision and monitoring of 34 function CHPS Zones activities	Sunyani Municipality	X	X	X	X			18,000.00		√		GHS	Central Adm
32	Support of Health Service delivery	Sunyani Municipality	X	X	X	X		18,000.00	9,000.00		√		GHS.	Central Adm.
33	Organize public education on malaria control and HIV/AIDS another STI response activities	Sunyani Municipality	X	X	X	X	50,000.00		7,024.00		√		GHS	Central Adm.
34	Support to undertake immunization programme	Sunyani Municipality	X	X	X	X	10,000.00		14,099.00		√		GHS	Central Adm.
35	Organize training for midwives, Nurses & Adolescent on adolescent reproductive health	Asuakwaa		X	X	X	4,000.00				√		GHS	Central Adm.

36	Organize training for CHOs and Students/Adolescent on Adolescent Health	Sunyani Municipality	X	X	X	X	5,886.00				√		GHS	Central Adm.
37	Educate the public/adolescent on communicable and non-communicable diseases, through school Health Education, radio talk, CIC Churches/mosques	Sunyani Municipality	X	X		X	3,720.00				√		GHS	Central Adm.
38	Undertake Monkey Pox Outreach activities	Sunyani	X						60,000.00		√		GHS	Central Adm.
	Sub-Total						**73,606.00**	**3,781,000.00**	**108,123.00**					
							3,962,729.00							

Objective: To increase accessibility to safe and affordable drinking water from 92% to 99% by 2029 To provide a healthy living and clean environment by the end of 2029 To provide education on food/Drink handlers/Vendors by the end of 2029														
Programme: Water and Sanitation improvement Management programmes														
No	Projects	Location	Time frame				Cost				Project status		Implementation Institutions/Department	
			1	2	3	4	GoG	DACF	IGF	Other	New	ongoing	Lead	Collaborating
39	Drilling and Mechanization of 6No. Boreholes and Drilling of 14No.Boreholes fitted with Hand Pump	9 Selected Communities	X	X	X	X		1,600,000.00			√		Works Dept	MPCU
40	Facilitate Provision, rehabilitation and extension of Water facilities	Penkwase	X	X	X	X	30,000.00				√		GWCL	MPCU
41	Purchase sanitary tools	Sunyani Municipality	X		X			190,000.00	10,675.00		√		MEHA	MPCU
42	Undertake desilting of oxidation pond on land fill site	Disposal final site, Sunyani	X	X	X	X		450,000.00				√	Zoomlion Co.Ltd. MEHA	Central Adm.

43	Organize monthly clean-up exercise	Sunyani	X	X	X	X		299,000.00	9,456.03		√		MEHA	MPCU
44	Train 60 women and youth on waste management and recycling	Sunyani Municipality		X	X	X				28,000.00	√		MEHA	MPCU/ AGRA
45	Procure 20No.12 M^3 Refuse Skip Containers and 1,196No.240 Litre Refuse containers	Sunyani	X	X	X	X		1,687,097.52			√		MEHA	MPCU
46	Intensify house to house inspection &Promote Hand Washing with soap in schools	Sunyani Municipality	X	X	X	X				26,984.00	√		MEHA	MPCU
47	Undertake burial of Pauper bodies and infectious disease remains	Sunyani	X	X	X	X		4,987.00			√		MEHA	MPCU
48	Undertake Screening of Food and Drink Handlers / Vendors.	Sunyani Municipality	X	X	X	X		4,234,201.00		15,000.00	√		MEHA	MPCU
	Sub-Total						**30,000.00**	**8,465,285.52**	**20,131.03**	**69,984.00**				

							8,585,400.55				

Objective: Transform Social structure by addressing the root causes of poverty and inequality by the end of 2029 Support productive capacities and new skills for vulnerable households through various interventions by the end of 2029 To provide education on teenage pregnancy by the end of 2029														
Programme: Social Welfare and Community Development support programmes														
No	Projects	Location	Time frame				Cost				Project status		Implementation Institutions/Department	
			1	2	3	4	GoG	DACF	IGF	Other	New	ongoing	Lead	Collaborating
49	Undertake Skills Development training for youth and women in snail and Mushroom production	Sunyani	X	X	X	X	15,000.00				√		SW/CD	MPCU
50	Facilitate 3002 Core poor to benefit from livelihood Empowerment Against Poverty (LEAP)	Sunyani Municipality	X	X	X	X	8,000.00				√		SW/CD	MPCU
51	PWDs register rehabilitate to establish/expand their business	Sunyani Municipality	X	X	X	X		5,649.00			√		SW/CD	MPCU

52	635 PWDs and poor people assist to access health care through NHIS,	Sunyani Municipality	X	X	X	X		6,934.00			√		SW/CD	MPCU
53	Organize skills Development training for adolescent with disability for employment creation	Sunyani		X	X	X			7,861.00		√		SW/CD	MPCU
54	Undertake Gender Based Violence programme to Sensitize the public on danger, causes, effect and measures to address GBV	Nkrankrom		X	X	X	8,675.00				√		SW/CD	MPCU
55	Undertake Public education on Rape/Sexual Assault under Gender based Violence programme	Sunyani	X	X	X	X	7,000.00				√		SW/CD	MPCU
56	Undertake skill development training on Palm Oil processing	Sunyani	X	X	X	X			8,000.00		√		SW/CD	MPCU
57	Undertake Sensitization program on Teenage Pregnancy under Adolescent groups	Sunyani		X	X	X				6,000.00	√		SW/CD	MPCU

58	Undertake monitoring with Day Care, Residential Home Centres, NGOs and CBOs/FBO	Abesim & Sunyani	X	X	X	X	7,000.00				√		SW/CD	MPCU
59	Promote right of children and other Vulnerable from Abuse	Sunyani	X	X	X	X			6,675.00		√		SW/CD	MPCU
	Sub-Total						**45,675.00**	**12,583**	**22,536.00**	**6,000.00**				
							86,794.00							

Objective: To ensure effective protection of the forest reserves and protected areas by the end of 2029 Reduce the impact of disaster by preventing or mitigating risks, preparing for emergencies responding effectively during crisis and recovering and rehabilitating affected areas by 2029														
Programme: Green Environment programme Disaster prevention and management Programme														
No	Projects	Location	Time frame				Cost				Project status		Implementation Institutions/Department	
			1	2	3	4	GoG	DACF	IGF	Other	New	ongoing	Lead	Collaborating
60	Undertake 254ha of trees Planting & Plantation establishment to control climate change	Sunyani Municipality		X	X	X	36,642.92				√		Forestry Dept	Dept. of Agric. Zonal councils -Trad. Authorities

61	Undertake community sensitization on bush/domestic fires disaster prevention and control	Atronie & Yawsae	X		X	X	26,974.00				√		GNFS	Forestry Dept. -Zonal councils -Trad. Authorities -GNFS
62	Undertake Environmental safe guard of all projects to control Climate change	Sunyani Municipality	X	X	X	X		73,983.00			√		EPA	MPCU
63	Undertake climate change & Flood Mitigation education	Flood - prone communities		X	X	X	24,000.00				√		NADMO	MPCU
64	Undertake Sensitization on Bushfire prevention Campaign	Rural & Farming communities	X		X	X		25,000.00			√		NADMO	MPCU
65	Undertake simulation exercise on Road Traffic Accidents	Sunyani Highways	X	X	X	X			2,000.00		√		NADMO	MPCU
66	Undertake Radio Sensitization on Disaster	Sunyani	X	X	X				8,000.00			√	NADMO	MPCU
	Sub-Total						**87,616.92**	**98,983.00**	**10,000.00**					
							196,599.92							

Objective: Improve inclusive and sustainable urbanization through better planning and management of human settlements by 2029														
Programme: Spatial Planning and management programme														
No	Projects	Location	Time frame				Cost				Project status		Implementation Institutions/Department	
			1	2	3	4	GoG	DACF	IGF	Other	New	ongoing	Lead	Collaborating
67	Undertake awareness creation on haphazard development & Unauthorized structures placement	Sunyani Municipality	X	X	X	X			30,534.00		√		Physical Planning Dept	Works Engineer -Inspectorate Unit Central Adm.
68	Complete Street Naming and Property Addressing System	Sunyani Municipality	X	X	X	X	14,000.00				√		Physical Planning Dept	Traditional Authority, Central Adm.
69	Procure and install galvanized `poles and signages on 100 streets	Sunyani	X	X	X	X				270,000.00	√		Physical Planning Dept	SAT, SPC, Traditional Authority, Central Adm

70	Prepare local plans and schemes to guide the growth and development of settlements	Sunyani Municipality	X	X	X	X	90,897.00				√		Physical Planning Dept	Land Commission, Traditional Authorities, Land Owners, Media, Assembly members, Central Adm.
71	Undertake registration of Assembly's land for infrastructure projects	Sunyani Municipality	X	X	X	X		50,000.00	25,000.00			√		Land Commission, Traditional Authorities, Land Owners, Media, Assembly members, Central Adm.
	Sub-Total						**104,897.00**	**50,000.00**	**25,000.00**	**270,000,00**				
							449,897.00							

Objective: Expand road networks to meet current and future transportation by the end of 2029 Reduce the number of accidents and fatalities on the road network by 2029													
Programme: Road improvement programme													
No	Projects	Location	Time frame				Cost				Project status		Implementation Institutions/Department	
			1	2	3	4	GoG	DACF	IGF	Other	New	ongoing	Lead	Collaborating

72	Undertake Grading of 66Km Roads, patching of 4km pothole, Desilting of 1400m^3 works, grass cutting of 12km, maintenance of 4km guard rails, maintenance of 4Km walkways and 2km Drains	Sunyani Municipality	X	X	X	X	3,560,000.00	50,000.00			√		URD	Works Dept. -MPCU -Dept. of Feeder roads -Regional Office
73	Undertake outreach programme on the use of Road signs and pedestrian walkways	Atronie	X	X	X	X	7,456.00				√		Road Safety Commission	MPCU, Road Engineer, Feeder Roads, Regional Office
74	Undertake Terminal education for Drivers, Passengers and Traders on driving regulation	Nana Bosman Bus Terminal	X	X	X	X	8,456.00				√		Road Safety Commission	MPCU, Road Engineer, Feeder Roads, Regional Office
	Sub-Total						**3,575,912.00**	**50,000.00**						
							3,625,912.00							

Objective: To facilitate for the expansion of equitable access to high-speed, reliable internet service for all population especially those in rural and underserved areas by 2029														
Programme: Internet connectivity programme Telecommunication service masts programme														
No	Projects	Location	Time frame				Cost				Project status		Implementation Institutions/Department	
			1	2	3	4	GoG	DACF	IGF	Other	New	ongoing	Lead	Collaborating
75	Undertake maintenance of internet connectivity	Sunyani	x	x	x	x		7,000.00	9,000.00		√		ICT officer	Central Adm.
76	Facilitate provision of Telecommunication Network	Donkorkrom Nsagobesa Tano Ano Suyaw	x	x	x	x	20,000.00				√		Central Adm.	MPCU Ministry of Communication
	Sub-Total						**20,000.00**	**7,000.00**	**9,000.00**					
							36,000.00							

Objective: Facilitate the connection and expansion of reliable electricity by 2029														
Programme: Electricity, Installation and connectivity programmes														
No	Projects	Location	Time frame				Cost				Project status		Collaboration Agency/Department	
			1	2	3	4	GoG	DACF	IGF	Other	New	ongoing	Lead	Collaborating
77	Extend electricity and rehabilitate streetlights, Supply of Streetlight bulbs /installation of streetlight to the needed areas	Sunyani Municipality	X	X	X	X	253,000.00	67,897.00			√		Works Dept.	VRA/NEDCo.
	Sub-Total						**253,000.00**	**67,897.00**						
							320,897.00							

Objective: Educate the public on citizen participation and service delivery by the end of 2029 build capacity of the Assembly member and staff by the end of 2029 Educate the public on fees fixing by the end of 2029 etc.
Programme: Strengthen participation and accountability programme Capacity building training Programme Staff accommodation programme

	Procure furniture for staff programme Logistics and administrative expenses etc.													
No	Projects	Location	Time frame				Cost				Project status		Implementation Institutions/Department	
			1	2	3	4	GoG	DACF	IGF	Other	New	ongoing	Lead	Collaborating
78	Organize Quarterly General Assembly, Sub -committee MPCU, ARIC, MUSEC, Statutory planning meetings	SMA Office	X	X	X	X		215,000.00	70,000.00		√		Central Adm.	Depts./Units of the Assembly/, NGOs
79	Undertake training needs assessment and organize quarterly capacity programmes for staff	SMA Office	X		X			11,000.00	2,000.00		√		Human Resource Dept.	Central Adm.
80	Organize capacity building training for Assembly members	Sunyani	X	X		X	127,503.49				√		Human Resource Dept.	Central Adm.
81	Organize 2 No. Staff Durbar	SMA office	X	X		X			13,000.00		√		Human Resource Dept.	Central Adm.
82	Organize Best Worker Retiree Award	SMA office		X	X	X			16,000.00		√		Human Resource Dept,	Central Adm.

83	Undertake maintenance of projects, streetlight	Sunyani municipality	X	X	X	X		160,000.76			√		Works Dept.	Central Adm.
84	Procure of 50 No. office furniture and fittings(workstation)	SMA office		X	X	X		150,000.00			√		PO	Central Adm.
85	Undertake monitoring and Evaluation of programmes and projects	Sunyani Municipality	X	X	X	X		100,000.00	50,000.00		√		MPO	MPCU
86	Organize 4No. MPCU Meetings	SMA office	X	X	X	X		45,000.00	45,000.00		√		MPO	MPCU
87	Undertake reviews of Medium-Term Development Plan, M&E Plan, Composite Budget	Sunyani		X				74,000.00	44,000.00		√		MPO	MPCU
88	Organize National Celebrations	Sunyani	X	X	X	X		30,000.00	25,000.00		√		Central Adm	MPCU NGO
89	Fuel for organization of National Celebration	Sunyani	X	X	X	X		37,000.00	20,000.00		√		Central Adm.	MPCU

90	Provision of logistics and administrative expenses	Sunyani	X	X	X	X		90,000.00	74,000.00		√		Central Adm.	MPCU
91	Undertake maintenance of Official Vehicles	Sunyani	X	X	X	X		199,133.76	10,891.00		√		Central Adm.	MPCU
92	Support to Departments	Sunyani	X	X	X	X		150,000.00	52,000.00		√		Central Adm.	MPCU
93	Undertake public education on participation in governance, regular Social Accountability meetings, Citizen satisfaction survey, awareness creation on principle of the constitution & citizenship week, Interactive media education undertaken & Women participation in decision making at the local level	Sunyani Municipality	X	X	X	X	20,654.00				√		NCCE	MPCU

94	Undertake budget preparation exercise with Stakeholder/rate payers' engagement on fee-fixing and organization of Statutory committee meeting for 2029	Sunyani Municipality		X	X				19,000.00		√		Budget Unit	MPCU
95	Organize Quarterly Town Hall meetings on Public Finance management	Abesim, Atronie & Sunyani Zonal Councils	X	X	X	X		17,000.00	20,000.00		√		Budget Unit	MPCU
96	Procure 5No. Laptops & 2No. Desktops	SMA office	X	X	X	X				80,000.00	√		PO	MPCU
	Sub-Total						**20,654.00**	**1,134,134.52**	**460,891.00**	**80,000.00**				
							1,695,679.52							

Objective: To support security patrol Team with Fuel to carry out regular monitoring by the end of 2029 Construct two (2) police station by the end of 2029														
Programme: Public infrastructure programme logistic for security/Patrol team to combat crime programme														
No	Projects	Location	Time frame				Cost				Project status		Implementation Institutions/Department	
			1	2	3	4	GoG	DACF	IGF	Other	New	ongoing	Lead	Collaborating
97	Support Police Patrol Team with logistics to reduce crime	Sunyani Municipality	X	X	X	X	5,500.00	5,000.00	24,000.00		√		Ghana Police Service	GNFS
98	Support to Fire Service and other security agencies with logistics; fuel to improve service delivery	Sunyani Municipality	X	X	X	X		20,000.00	15,000.00		√		GNFS	Ghana Custom Service -Immigration Service -NIB -3BN Military
99	Construction of Police Station	Kotokrom	X	X	X	X	3,000,000.00	25,000.00			√		Ghana Police Service	Ghana Custom Service -Immigration Service -NIB -3BN Military
	Sub-Total						**3,005,500.00**	**50,000.00**	**39,000.00**					

							3,044,500.00							

Objective: Promote cultural and educational exchange and create economic and community development opportunities by the end of 2029														
Programme: Sister City programme														
No	Projects	Location	Time frame				Cost				Project status		Implementation Institutions/Department	
			1	2	3	4	GoG	DACF	IGF	Other	New	ongoing	Lead	Collaborating
100	Sister country relation	Sunyani, USA		X	X	X		28,456.00	37,000.00		√		Central Adm.	Heads of Depts./Units
	Sub-Total							**28,456.00**	**37,000.00**					
							65,456.00							
	Grand Total						**42,126,229.29**							

ANNUAL ACTION PLAN (2029)

Objective: Improve effective fees collection by the end of 2029														
Programme: Revenue mobilization programme														
No	Projects	Location	Time frame				Cost				Project status		Implementation Institutions/Department	
			1	2	3	4	GoG	DACF	IGF	Other	New	ongoing	Lead	Collaborating
1	Undertake training of Revenue collectors and tax education on Radio station	Sunyani		X	X	X			20,345.00	9,748.00	√		Finance Dept	Budget Unit Assembly members Zonal councils
2	Procure of value Books	Sunyani	X	X	X	X		60,000.00	50,000.00		√		Finance Dept	Central Adm.
	Sub-Total						**50,000.00**	**60,000.00**	**70,345.00**					
							180, 345.00							

Objective: Improving participation of MSMEs through skills training by the end of 2029 To develop and promote Tourism by the end of 2029														
Programme: Youth empowerment and MSMEs development programme Children development programme Tourism development and promotion														
No	Projects	Location	Time frame				Cost				Project status		Implementation Institutions/Department	
			1	2	3	4	GoG	DACF	IGF	Other	New	ongoing	Lead	Collaborating
5	Organize 2-day start your Business for 200 unemployment for women and Youth Under LED	Sunyani Abesim	X	X		X	20,000.00				√		BAC	MPCU
6	Organize 2-day grow Business for Women entrepreneur for women and Youth under LED	Sunyani	X	X	X				20,000.00		√		BAC	MPCU
7	Organize 3-day skill training in food processing for 200 youth under LED	Abesim			X	X	30,000.00				√		BAC	MPCU

8	Organize 3-day skill training in tomato processing for 100 youth under LED	Atronie	X	X	X		16,000.00		19,000.00		√		BAC	MPCU
9	Construction of 1No. Storey,155 lockable stores Modern Market with 6No.W/C Toilet, ceiling, wiring,1No. mechanised Borehole.5No. streetlights and luminaries, ceiling, wiring and power connection	Sunyani	X	X	X	X	5,775,668.80				√		BAC	MPCU
10	Undertake snail & Mushroom Production for the 25 Women and Youth Under LED	Atuahen ekrom	X	X	X	X	6,672.00				√		BAC	MPCU
11	Organize two (2) Consultative Business fora for SMEs/Private Sector Operators under LED.	Sunyani	X	X	X	X				136,897.00	√		BAC	MPCU

12	Undertake skill training on 2 women and youth group on vegetable production	Sunyani	X		X	X				15,000.00	√		BAC	MPCU/ AGRA
	Sub-Total						**5,848,340.8**		**39,000.00**	**136,897.00**				
							6,024,237.80							

Objective: Provide Agro-based industries for agricultural production by the end of 2029 -Educate farmers on Post harvest losses by the end of 2029														
Programme: Agricultural Modernization Programme														
No	Projects	Location	Time frame				Cost				Project status		Implementation Institutions/Department	
			1	2	3	4	GoG	DACF	IGF	Other	New	ongoing	Lead	Collaborating
13	Organize training to support livestock and Poultry farmers under LED	Sunyani	X	X		X	8,976.00		7,892.00		√		Dept. of Agric.	MPCU

14	Organize training and awareness programme for FBOs/Artisans, extension staff and farmers on GAPs, AEAs and plants disease	Sunyani		X	X	X	12,000.00		5,000.0		√		Dept. of Agric.	MPCU
15	Undertake Farmer's Day Celebration	Abesim			X	X	6,000.00		5,000.00		√		Dept. of Agric	Central Adm.
16	Train 3 women processing groups on post-production activities	Sunyani	X	X		X				16,000.00	√		Dept. of Agric	MPCU/ AGRA
17	Facilitate the formation of 5 new FBOs and train 25new and existing FBOs in group dynamics and cohesion	Sunyani Municipality	X	X	X	X				29,000.00	√		Dept. of Agric	MPCU /AGRA
18	Facilitate agricultural Officer sensitizations and registration of 15 farmer group/FBOs for Feed Ghana Programme	Sunyani Municipality	X	X	X	X				20,000.00	√		Dept. of Agric	MPCU /AGRA
19		Sunyani	X	X	X				5,000.00				Dept. of	MPCU

	Carry-out productivity survey (APS) in the major and minor season										√		Agric	
20	Organize home and farm visits	Sunyani	X	X		X	9,567.00				√		Dept. of Agric	MPCU
	Sub-Total						**36,543.00**		**22,892.00**	**65,000.00**				
							124,435.00							

Objective: To improve quality of education by the end of 2029														
Programme: Educational infrastructure and Management Development Programmes														
No	Projects	Location	Time frame				Cost				Project status		Implementation Institutions/Department	
			1	2	3	4	GoG	DACF	IGF	Other	New	ongoing	Lead	Collaborating
21	Construction of 1No. 3 Unit Classroom Block with Office, Stores, Staff common Room, and Toilet facilities	Antwikrom	X	X	X	X		1,560,000.00			√		GES	Works Dpt. Central Adm.

22	Completion of Dining Hall	SDA	X	X	X	X	1,500,000.00				√		GES	MPCU
23	Construction of 1No. 2-Unit KG Classroom Block and with office and Stores and Water Closet Toilet facilities	Yawhima African Faith JHS	X	X	X	X		1,300,000.00			√		GES	Works Dpt. MPCU
24	Procure and distribute 3,500 Dual desks for selected basic schools and senior High Schools	Selected Basic and Senior High School	X	X	X	X		2,850,267.52			√		GES	Works Dpt. MPCU
25	Support to undertake monitoring and supervision visits to all schools	Sunyani	X	X	X	X			10,034.50		√		GES	MPCU
26	Construct and Furnish 1No. 5- Bedroom Teachers Quarters	Yawmire		X	X	X	1,799,467.00				√		GES	MPCU
27	Construction of Dormitory	St. James SHS		X	X	X	4,673,000.00				√		GES	MPCU
28	Construction of Dormitory	SDA SHS	X	X	X		4,673,000.00				√		GES	MPCU

29	Facilitate the implementation of education programmes, Best teacher award, School Feeding Programme, My First Day at school, STME clinics, SMCs activities in all schools, Girl child education and Independence Day	Sunyani municipality	X	X	X	X	35,000.00	3,000.00	10,654.00		√		GES	MPCU
	Sub-Total						**12,680,467.00**	**5,713,267.52**	**20,688.50**					
							18,414,423.02							

Objective: Ensure affordable, equitable, easily accessible and Universal Health Coverage by the end of 2029 Improve adolescent reproductive Health system by the end of 2029 To reduce the rate of preventable diseases by the end of 2029													
Programme: Health Care infrastructure and promotion Programmes													
No	Projects	Location	Time frame				Cost				Project status		Implementation Institutions/Department	
			1	2	3	4	GoG	DACF	IGF	Other	New	ongoing	Lead	Collaborating

30	Construction of Health Centre	Mensahkrom		X	X	X		1,795,947.00			√		GHS	MPCU
31	Construction of CHPS Compound and Staff Accommodation	Domsrese	X	X	X	X		1,354,450.00			√		GHS	MPCU
32	Undertake supervision and monitoring of 34 function CHPS Zones activities	Sunyani Municipality	X	X	X	X	19,000.00				√		GHS	Central Adm
33	Support of Health Service delivery	Sunyani Municipality	X	X	X	X	18,000.00		8,000.00		√		GHS.	Central Adm.
34	Organize public education on malaria control and HIV/AIDS another STI response activities	Sunyani Municipality	X	X	X	X	35,000.00		6,024.00		√		GHS	Central Adm.
35	Support to undertake immunization programme	Sunyani Municipality	X	X	X	X	14,099.00	11,000.00			√		GHS	Central Adm.

36	Organise training for midwives, Nurses & Adolescent on adolescent reproductive health	Sunyani Municipality		X	X	X	14,000.00				√		GHS	Central Adm.
37	Organize training for CHOs and Students/Adolescent on Adolescent Health	Sunyani Municipality	X	X	X		8,886.00				√		GHS	Central Adm.
38	Educate the public/adolescent on communicable and non-communicable diseases, through school Health Education, radio talk, CIC Churches/mosques	Sunyani Municipality	X	X	X	X	8,720.00				√		GHS	Central Adm.
39	Construction of Nurses Quarters	Antwikrom	X	X	X	X	150,000,000.00				√		GHS	Central Adm.
	Sub-Total						**1,617,705.00**	**3,161,397.00**	**14,024.00**					
							2,386,137.30							

Objective: To increase accessibility to safe and affordable drinking water from 92% to 99% by 2029 To provide a healthy living and clean environment by the end of 2029 To provide education on food/Drink handlers/Vendors by the end of 2029														
Programme: Water and Sanitation improvement Management programmes														
No	Projects	Location	Time frame				Cost				Project status		Implementation Institutions/Department	
			1	2	3	4	GoG	DACF	IGF	Other	New	ongoing	Lead	Collaborating
40	Drilling and Mechanization of 7No. Boreholes and Drilling of 13No.Boreholes fitted with Hand Pump	21 Selected Communities	X	X	X	X		1,700,000.00			√		Works Dept	MPCU
41	Facilitate Provision, rehabilitation and extension of Water facilities	10 selected needed areas	X	X	X	X	32,000.00				√		GWCL	MPCU
42	Purchase sanitary tools	Sunyani Municipality	X		X			200,000.00	10,675.00		√		MEHA	MPCU
43	Undertake desilting of oxidation pond on land fill site	Disposal final site, Sunyani	X	X	X	X		655,000.00			√		Zoomlion Co.Ltd. MEHA	Central Adm.

44	Organize monthly clean-up exercise	Sunyani	X	X	X	X		316,000.00	9,456.03		√		MEHA	MPCU
45	Procure 20No.12 M^3 Refuse Skip Containers and 1,196No.240 Litre Refuse containers	Sunyani	X	X	X	X		2,687,097.52			√		MEHA	MPCU
45	Intensify house to house inspection &Promote Hand Washing with soap in schools	Sunyani Municipality	X	X	X	X			27,892,000		√		MEHA	MPCU
46	Undertake Screening of Food and Drink Handlers / Vendors.	Sunyani Municipality	X	X	X	X		14,000.00	15,000.00		√		MEHA	MPCU
	Sub-Total						**32,000.00**	**5,572,097.52**	**63,023.03**					
							5,667,120.55							

Objective: Transform Social structure by addressing the root causes of poverty and inequality by the end of 2029 Support productive capacities and new skills for vulnerable households through various interventions by the end of 2029 To provide education on teenage pregnancy by the end of 2029														
Programme: Social Welfare and Community Development support programmes														
No	Projects	Location	Time frame				Cost				Project status		Implementation Institutions/Department	
			1	2	3	4	GoG	DACF	IGF	Other	New	ongoing	Lead	Collaborating
47	Facilitate 3002 Core poor to benefit from livelihood Empowerment Against Poverty (LEAP)	Sunyani Municipality	X	X	X	X			1,000.00	10,000.00	√		SW/CD	MPCU
48	Undertake monitoring with Day Care, Residential Home Centres, NGOs and CBOs/FBO	Sunyani Abesim	X	X	X	X	10,000.00				√		SW/CD	MPCU
49	Undertake Skills Development training for youth and women in snail and Mushroom production	Sunyani	X	X	X	X			13,000.00		√		SW/CD	MPCU
50	PWDs register rehabilitate to establish/expand their business	Sunyani Municipality	X	X	X	X			6,649.00		√		SW/CD	MPCU

51	631 PWDs and poor people assist to access health care through NHIS,	Sunyani Municipality	X	X	X	X			7,934.00		√		SW/CD	MPCU
52	Organize skills Development training for adolescent with disability for employment creation	Sunyani	X	X					8,861.00		√		SW/CD	MPCU
53	Undertake Gender Based Violence programme to Sensitize the public on danger, causes, effect and measures to address GBV	Nkrankrom		X	X	X	7,675.00				√		SW/CD	MPCU
54	Undertake Public education on Rape/Sexual Assault under Gender based Violence programme	Sunyani	X	X	X	X				8,000.00	√		SW/CD	MPCU
55	Undertake Sensitization program on Teenage Pregnancy under Adolescent groups	Sunyani	X	X	X	X				8,000.00	√		SW/CD	MPCU
56	Promote right of children and other Vulnerable from Abuse	Sunyani	X	X	X	X			5,675.00		√		SW/CD	MPCU
	Sub-Total						**17,675.00**		**43,119.00**	**26,000.00**				

							86,794.00							

Objective: To ensure effective protection of the forest reserves and protected areas by the end of 2029 Reduce the impact of disaster by preventing or mitigating risks, preparing for emergencies responding effectively during crisis and recovering and rehabilitating affected areas by 2029														
Programme: Green Environment programme Disaster prevention and management Programme														
No	Projects	Location	Time frame				Cost				Project status		Implementation Institutions/Department	
			1	2	3	4	GoG	DACF	IGF	Other	New	ongoing	Lead	Collaborating
57	Undertake 256ha of trees Planting & Plantation establishment to control climate change	Sunyani Atronie & Abesim	X	X	X	X	37,642.92				√		Forestry Dept	Dept. of Agric. Zonal councils -Trad. Authorities

58	Undertake community sensitization on bush/domestic fires disaster prevention and control	Sunyani Atronie Abesim	X	X	X	X		27,974.00			√		GNFS	Forestry Dept. -Zonal councils -Trad. Authorities -GNFS
59	Undertake Environmental safe guard of all projects to control Climate change	Sunyani Municipality	X	X	X	X		25,983.00	25,983.00		√		EPA	MPCU
60	Water Safety and drowning prevention campaign	Sunyani	X	X	X			12,000.00			√		NADMO	MPCU
61	Undertake simulation on chemical spillage and Hazardous Materials to control climate change	Sunyani	X	X	X	X	5,000.00				√		NADMO	MPCU
62	Capacity building for Community leaders on Disaster Governance to control climate Change	Zonal Council Halls	X	X	X				14,000.00		√		NADMO	MPCU
63	Undertake end-of-Year-Agency Disaster Preparedness Fair	Sunyani Jubilee Park		X	X	X		19,000.00			√		NADMO	MPCU

64	Undertake Radio Sensitization on Disaster	Sunyani	X	X	X	X			6,000.00			√	NADMO	MPCU
	Sub-Total						**42,642.92**	**84,957.00**	**45,983.00**					
							172,582.00							

Objective: Improve inclusive and sustainable urbanization through better planning and management of human settlements by 2029														
Programme: Spatial Planning and management programme														
No	Projects	Location	Time frame				Cost				Project status		Collaboration Agency/Department	
			1	2	3	4	GoG	DACF	IGF	Other	New	ongoing	Lead	Collaborating
65	Complete Street Naming and Property Addressing System	Sunyani Municipality	X	X	X	X	13,000.00		7,000.00		√		Physical Planning Dept	Traditional Authority, Central Adm.

66	Procure and install galvanized `poles and signages on 100 streets	Sunyani	X	X	X	X				250,000.00	√		Physical Planning Dept	SAT, SPC, Traditional Authority, Central Adm
67	Prepare local plans and schemes to guide the growth and development of settlements	Sunyani Municipality	X	X	X	X	45,897.00		45,000.00		√		Physical Planning Dept	Land Commission, Traditional Authorities, Land Owners, Media, Assembly members, Central Adm.
68	Undertake awareness creation on haphazard development & Unauthorized structures placement	Sunyani Municipality	X	X	X	X			30,534.00		√		Physical Planning Dept	Works Engineer -Inspectorate Unit Central Adm.
	Sub-Total						**58,897.00**		**82,534.00**	**250,000.00**				
							391,431.00							

Objective: Expand road networks to meet current and future transportation by the end of 2029 Reduce the number of accidents and fatalities on the road network by 2029														
Programme: Road improvement programme														
No	Projects	Location	Time frame				Cost				Project status		Implementation Institutions/Department	
			1	2	3	4	GoG	DACF	IGF	Other	New	ongoing	Lead	Collaborating
69	Undertake Grading of 70km Road, patching of 10km pothole, Desilting of 1800m^3 works,10km Grass-cutting, maintenance of 4km guard rails, maintenance of 4km walkways and maintenance of 2.5m drains	Sunyani Municipality	X	X	X	X	2,080,000.00				√		URD	Works Dept. -MPCU -Dept. of Feeder roads -Regional Office Consultancy Firm
70	Undertake outreach programme on the use of Road signs and pedestrian walkways at Sunyani	Sunyani	X	X	X	X	7,456.00				√		Road Safety Commission	MPCU, Road Engineer, Feeder Roads, Regional Office
71	Support to Urban Road Department	Sunyani Municipality	X	X		X				10,000.00	√		URD	MPCU

72	Undertake Terminal education for Drivers, Passengers and Traders on driving regulation	Yawhima	X	X		X	8,456.00				√		Road Safety Commission	MPCU, Road Engineer, Feeder Roads, Regional Office
73	Construct 6No. walk over bridge	Selected 6 communities	X	X	X	X	5,987,568.00				√		URD	MPCU, Road Engineer, Feeder Roads, Regional Office
	Sub-Total						**8,083,480.00**			**10,000.00**				
							8,093,480.00							

Objective: To facilitate for the expansion of equitable access to high-speed, reliable internet service for all population especially those in rural and underserved areas by 2029														
Programme: Internet connectivity programme Telecommunication service masts programme														
No	Projects	Location	Time frame				Cost				Project status		Implementation Institutions/Department	
			1	2	3	4	GoG	DACF	IGF	Other	New	ongoing	Lead	Collaborating

74	Undertake maintenance of internet connectivity	Sunyani	X	X	X	X		8,982.00	9,000.00		√		ICT officer	Central Adm.
75	Facilitate provision of Telecommunication Network (Masks)	6 selected Rural Communities	X	X	X	X			10,984.00		√		Central Adm,	MPCU
	Sub-Total							**8,982.00**	**19,984.00**					
							28,966.00							

Objective: Facilitate the connection and expansion of reliable electricity by 2029														
Programme: Electricity, Installation and connectivity programmes														
No	Projects	Location	Time frame				Cost				Project status		Implementation Institutions/Department	
			1	2	3	4	GoG	DACF	IGF	Other	New	ongoing	Lead	Collaborating

76	Extend electricity and rehabilitate streetlights, Supply of Streetlight bulbs /installation of streetlight to the needed areas	Sunyani Municipality	X	X	X	X		257,000.00	66,897.00			√	Works Dept.	VRA/NEDCo.
	Sub-Total							**257,000.00**	**66,897.00**					
							323,897.00							

Objective: Educate the public on citizen participation and service delivery by the end of 2029 Build capacity of the Assembly member and staff by the end of 2029 Educate the public on fees fixing by the end of 2029 etc.														
Programme: Strengthen participation and accountability programme Capacity building training Programme Staff accommodation programme Procure furniture for staff programme Logistics and administrative expenses etc.														
No	Projects	Location	Time frame				Cost				Project status		Implementation Institutions/Department	
			1	2	3	4	GoG	DACF	IGF	Other	New	ongoing	Lead	Collaborating
77	Organize Quarterly General Assembly, Sub - committee MPCU, ARIC, MUSEC, Statutory planning meetings	SMA Office	X	X	X	X		314,000.00	62,000.00		√		Central Adm.	Depts./Units of the Assembly/, NGOs

78	Undertake training needs assessment and organize quarterly capacity programmes for staff	SMA Office	X	X		X	10,000.00		2,000.00		√		Human Resource Dept.	Central Adm.
79	Organize capacity building training for Assembly members	Sunyani	X	X	X	X				126,503.49	√		Human Resource Dept.	Central Adm.
80	Organize 2 No. Staff Durbar	SMA office	X	X	X			12,000.00			√		Human Resource Dept.	Central Adm.
81	Organize Best Worker Retiree Award	SMA office	X	X	X	X			15,000.00		√		Human Resource Dept.	Central Adm.
82	Undertake maintenance of projects, streetlight	Sunyani municipality	X	X	X	X		140,000.76			√		Works Dept.	Central Adm.
83	Procure of 50 No. office furniture and fittings(workstation)	SMA office	X	X	X	X		120,000.00			√		PO	Central Adm.

84	Undertake monitoring and Evaluation of programmes and projects	Sunyani Municipality	X	X	X	X		90,000.00	10,000.00		√		MPO	MPCU
85	Undertake reviews of Medium-Term Development Plan, M&E Plan, Composite Budget	Sunyani	X	X	X	X		75,000.00	45,000.00		√		MPO	MPCU
86	Support to Departments	Sunyani	X	X	X	X		150,000.00	55,000.00		√		Central Adm.	MPCU
87	Organize 4No. MPCU Meetings	SMA office	X	X	X	X		99,000.00			√		MPO	MPCU
88	Organize National Celebrations	Sunyani	X	X	X	X		30,000,00	25,000.00		√		Central Adm	MPCU NGO
89	Renovation of Assembly staff Quarters /Bungalows	Sunyani	X	X	X	X			152,000.00		√		Central Adm.	MPCU
90	Fuel for organization of National Celebration	Sunyani	X	X	X	X		38,000.00	20,000.00		√		Central Adm.	MPCU
91	Provision of logistics and administrative expenses	Sunyani	X	X	X	X		90,000.00	74,000.00		√		Central Adm.	MPCU

92	Undertake maintenance of Official Vehicles	Sunyani	X	X	X	X		199,133.76	10,891.00		√		Central Adm.	MPCU
93	Undertake public education on participation in governance, regular Social Accountability meetings, Citizen satisfaction survey, awareness creation on principle of the constitution & citizenship week, Interactive media education undertaken & Women participation in decision making at the local level	Sunyani Municipality	X	X	X	X	20,654.00				√		NCCE	MPCU
	Undertake budget preparation exercise with Stakeholder/rate payers engagement on fee-fixing and organization of Statutory committee meeting for 2030	Sunyani Municipality	X	X	X	X	30,000.00		12,000.00		√		Budget Unit	MPCU

	Organize Quarterly Town Hall meetings on Public Finance management	Abesim, Atronie & Sunyani Zonal Council	X	X	X	X	20,000.00		22,000.00		√		Budget Unit	MPCU
94	Procure 2No. Laptops & 4No. Desktops	SMA office	X	X	X	X		50,000.00		80,000.00	√		Central Adm.	MPCU
	Sub-Total						**80,654.00**	**1,407,133.76**	**352,891.00**	**206,503.49**				
							2,047,182.25							

Objective: To support security patrol Team with Fuel to carry out regular monitoring by the end of 2029 Construct two (2) police station by the end of 2029														
Programme: Public infrastructure programme logistic for security/Patrol team to combat crime programme														
No	Projects	Location	Time frame				Cost				Project status		Implementation Institutions/Department	
			1	2	3	4	GoG	DACF	IGF	Other	New	ongoing	Lead	Collaborating

95	Support Police Patrol Team with logistics to reduce crime	Sunyani Municipality	X	X	X	X		10,000.00	24,000.00		√		Ghana Police Service	GNFS
96	Support to Fire Service and other security agencies with logistics; fuel to improve service delivery	Sunyani Municipality	X	X	X		49,000.00				√		GNFS	Ghana Custom Service -Immigration Service -NIB -3BN Military
97	Construction of Police station	3 selected communities	X	X	X	X	6,000,000,00				√		Ghana police service	Ghana Custom Service -Immigration Service -NIB -3BN Military
	Sub-Total						**6,049,000.00**	**10,000.00**	**24,000.00**					
							6,083,000.00							

Objective: Promote cultural and educational exchange and create economic and community development opportunities by the end of 2029														
Programme: Sister City programme														
No	Projects	Location	Time frame				Cost				Project status		Implementation Institutions/Department	
			1	2	3	4	GoG	DACF	IGF	Other	New	ongoing	Lead	SAT, SPC, Collaborating
98	Sister country relation	Sunyani, USA		X	X	X		23,456.00	35,000.00		√		Central Adm.	Heads of Depts./Units
	Sub-Total							**23,456.00**	**35,000.00**					
							58,456.00							
	Grand Total						**50,090,814.92**							

CHAPTER SEVEN

7.0 MONITORING AND EVALUATION ARRANGEMENT

The Chapter consist of introduction, Stakeholder Analysis, Monitoring Matrix, Evaluation, Participatory M&E(PM&E) and knowledge management and learning.

7.1 Introduction

This chapter focuses on tracking the progress and impact of the implementation of interventions in this plan. The plan provides Indicators for measuring progress to enhance planned level of results expected to be achieved within a timeframe. These measurements lead to the stated goal and objectives indicated in the composite Development Programme.

7.1.1 Stakeholder identification and Analysis

Stakeholder's identification seeks to identify and integrate needs of all interest groups that have a stake in the development of the Municipality. This identify, classify and analyses all persons, organizations and groups who have interest in an intervention in the MTDP which needs to be monitored or evaluated at the local and Municipal level. The MPCU identified M&E stakeholders for the MTDP and classified them into primary and secondary. The primary stakeholders were persons and groups who are directly affected by an intervention in the MTDP. These included implementing agencies or heads of departments and agencies, beneficiaries such as community members. Secondary stakeholders were individuals and groups that are indirectly affected by a particular programme such as Development Partners or Fund management units such as DACF secretariat.

The table below identifies stakeholders, needs, involvement and potential effects if they withdraw their interest.

Table 1.46 stakeholder identification and analysis

STAKEHOLDER	NEEDS/INTEREST/RESPONIBILITIES	INVOLVEMENT	POTENTIAL EFFECTS
Regional Coordinating Council and NDPC	• Timely submission of M&E progress report • Timely submission of progress reports on projects and programmes • Demand timely and accurate data for	• Participation in Capacity building Workshops • Monitoring and inspection of projects • Dissemination of M&E reports	• Sanctions • Withdrawal of support in respect of M&E

	effective decision making • Provide feedback on M&E reports • Accountability and transparency • Supervise M&E activities • Support M&E capacity building activities • Demand M&E results		
Departments of the Assembly	• Monitor and evaluate MTDP • Provide feedback on M&E reports • Ensure accountability and transparency • Conduct PM&E	• Data collection and validation • Preparation of M&E plan • Project inspection and monitoring • Participation in PM&E	• Withdrawal of services • Unwilling to provide input for M&E preparation and data for monitoring and evaluation
Local communities & Traditional Authorities	• Demand M&E report for advocacy • Demand timely and affordable and quality service delivery • Demand accountability and transparency • Monitor project implementation • Timely completion of projects	• Project monitoring and inspection • Participation in PM&E • Participation in M&E orientations	• Withdrawal of cooperation in PM&E
Zonal Councils and Unit committees	• Demand accountability and transparency • Demand M&E report for advocacy • Status of implementation of MTDP • Dissemination of M&E Result for advocacy • Monitor project implementation	• Project monitoring and inspection • Participation in PM&E • Participation in M&E orientations	• Severe intermediary role between communities and the Assembly
Civil Society Organizations (NGOs, CBOs, FBOs etc)	• Ensure delivery of quality goods and services • Demand accountability and transparency • Demand M&E result and advocacy	• Dissemination of M&E results • Data collection and validation • Participation in M&E workshops	• Withdrawal of key services

		• Project monitoring and inspection	
The media	• Demand M&E report for advocacy • Demand quality and prompt service delivery • Ensure transparency and accountability	• Dissemination and communication of M&E results • Project monitoring and inspection	• Dissemination of inaccurate information
Development Partners and Ghana Audit service	• Monitor the use of resources • Provide logistics, funds and technical support for M&E • Ensure accountability and transparency • Ensure the delivery of efficient goods and services	• Participate in M&E activities and seminars • Data validation • Dissemination and communication of M&E reports	• Withdrawal of funds and logistics for M&E
Political parties	• Demand accountability and transparency • Track M&E results to evaluate performance	• Participate in M&E activities and seminars • Participate in project monitoring and inspection	• Dissemination of inaccurate information
Traders and farmers association	• Ensure delivery of efficient service delivery • Demand timely delivery of programmes	• Participate in M&E activities and seminars • Project monitoring and inspection	• Withdrawal of services
Municipal Assembly	• Ensure prudent use and management of resources • Monitor the use of funds flow • Resources available for implementation • Extent of community participation in plan implementation • Prepare M&E Plan • Monitor and evaluate MTDP	• Project monitoring and inspection • Data collection and validation • Projects monitoring and inspection • Participation in M&E workshops and seminars • Participation in PM&E	• Poor delivery of outputs and targets • Dissemination of inaccurate information and communication

	• Prepare quarterly and Annually M&E reports • Disseminate M&E results • Support M&E capacity building programmes • Conduct PM&E • Use M&E results for evidence-based policy formulation	• Dissemination of M&E results	

7.1.2 Conducting Mid Term and Terminal Evaluations

Effective evaluations require external facilitator or consultant to lead a team of expects to conduct the exercise. In this regard the Assembly will engage external facilitator to lead MPCU to undertake the midterm and terminal Evaluations. The Terms of Reference of the engagement will be drafted by the Assembly and will be transacted in accordance with the Public Procurement Act. The TOR for the engagement will be in two phases. The first will be the Mid-term and the second will be the terminal Evaluations

Samples of the TOR will be as follows

a. Main Objectives

- Evaluate the output /outcomes and impact of the MTDP against its core objectives of the five thematic areas
- Assess the core project and programme structures, methodologies and development
- Appraise the implementation management approach with key stakeholders including structures, communications and relationships to community implementation, and advocacy in relation to the plan achievements.
- Assess the financial inflow management and value for money.
- Draw lessons for future programming.

b. Outlining the main tasks

c. Outputs, Reporting and Deliverables

d. Reporting systems

e. Payments Arrangement Associated with the Assignment

7.1.2 Nature of Evaluation

The Municipal Planning Co-ordinating Unit (MPCU) would assess the need for evaluation, develop clear ideas on the rationale and objectives of the evaluation, determine the type of

evaluation to undertake, specifying the methods, scope and timing of the evaluation. MPCU would also identify and analyze stakeholders needs, estimate the cost involved which would be captured in the annual budget and the Annual Action Plan.

On behalf of the Assembly, MPCU would engage an external consultant to undertake the evaluation in accordance with the provisions of the Public Procurement Act. The external consultant with neutral lens will subject all the relevant interventions completed and on-going to critical evaluation to reveal the actual impact.

MPCU intends to undertaken proposed evaluation on the following criteria:

- Relevance
- Efficiency
- Effectiveness
- Impact
- Sustainability and
  Others

7.1.3 M & E Work plan and Budget

The M &E Work Plan and Budget are integrated into that of the Development Programme and the Annual Plans of this Medium-Term Development Plan. Details of activity cost are explicitly explained.

7.1.4 Enhancing Capacity to carry out the PM&E.

The MPCU will use the following strategies to enhance capacity Stakeholders identified for PM& E

- Identification and selection of local NGO's and CBOs. These are organizations that are already on the ground and understand the communities. Their identification and involvement in the entire process are therefore very important.
- Training of Zonal Council members, Unit Committees and CSOs in PM&E methods and approaches. It is very important for these local organizations that will serve as touch bearers in the process to receive training. The essence of this is to upgrade the skills of the grassroot leaders so that they can function effectively and efficiently.
- Provision of the necessary logistics to facilitate the operations of the substructures. The MPCU believes that these organs can only function properly when they are equipped and motivated enough.
- Educating local communities in PM&E methods. It is also important to explain to the local communities what their roles will be in the entire process. This orientation programme will be facilitated by the NGO's and CBO's and monitored by MPCU.

- The use of focus group discussions. This will create the avenue for data collection. It is easier to measure poverty levels by interacting with the local people rather than just depend on reports. The data collected will however be checked against the records of' Assembly.

7.1.5 M & E Matrix

The monitoring matrix is a key planning tool of the M & E which assist to monitor progress in respect of the MTDP. The M&E Matrix also provides a framework that summarizes the entire monitoring and evaluation plan. The MPCU has selected national and district core indicators to be tracked as input into the national Annual Progress Report. The core and municipal indicators are categorised into input, output, outcomes, impact among others in relation to the adopted policy objectives. It provides all the details needed to track the progress of the plan. Table 1.74 below is the M&E Matrix for tracking the MTDP

Table 1.47: Monitoring and Evaluation Matrix 2026-2029

Goal: To reset, promote sustainable productivity and livelihood for actors along the value chain										
Objective: Improve effective fees collection by the end of 2029										
Programme: Revenue mobilization programmes										
No.	Indicator	Indicator Definition	Indicator Type	Baseline 2025	Target				Disaggregation	Monitoring Frequency	Responsibility
					2026	2027	2028	2029			
1	percentage increase in total annual IGF by 10% at the end of 2029	Percentage change in total Annual revenue generated internally by 2029	Output	95.6%	85.9 %	86.8 %	90%	99.9%	99.9%	Annually	-MPCU -Revenue Unit
2	Number of revenue collectors trained in revenue mobilization techniques by 2029	The total number of revenue staff, collectors or agents who have attended and completed training workshop by the end of 2029	Output	4	3	3	4	5	Male=13 Female=39	Annually	MPCU, Finance Dept.
	Number of Town Hall meetings organized by 2029	The total count of interactive, structured meetings held between organization leadership and Assembly by 2029	Output	3	3	3	4	4	Male=101 Female=102	Quarterly	MPCU, Finance Dept. Budget Unit
4	Percentage of Revalued land	Success rate of land revaluation exercises in identify	Output	72.5%	58.9 %	60.9 %	65.4%	73.5%	Male=73% Female=74%	Annually	MPCU, Finance Dept.

	properties with increased fair market value by 2029	appreciation in land value within a given period by 2029									-Land Valuation Board

Goal: To reset, promote sustainable productivity and livelihood for actors along the value chain											
Objective: Improving participation of MSMEs through skills training by the end of 2029											
Programme: Youth empowerment and MSMEs development programme											
	Indicator	Indicator Definition	Indicator Type	Baseline 2025	Target				Disaggregation	Monitoring Frequency	Responsibility
					2026	2027	2028	2029			
5	Percentage of targeted small businesses formally established by 2029	The proportion of small businesses receiving program assistance compared to the total number of targeted small businesses by 2029	Output	75.8%	57.5%	67.3%	70.5%	75.8%	Male=61.2% Female=65.1%	Quarterly	BAC MPCU
6	SMEs expand output through training to improve service delivery by 2029	Increase in SMEs delivering high-quality service as evidence by improved operational efficiency and customer satisfaction by the end of 2029	outcome	271	256	262	269	271	Male=568 Female=741	Quarterly	BAC MPCU
7	Percentage of market established by 2029	Percentage of target market established/operational by the end 2029	Outcome	80%	75.2%	76.2%	77.2%	81%	81%	Quarterly	BAC MPCU

Goal: To reset, promote sustainable productivity and livelihood for actors along the value chain											
Objective: Objective: Provide Agro-based industries for agricultural production by the end of 2029 -Educate farmers on Post harvest losses by the end of 2029											
Programme: Agricultural Modernization programme											
No.	Indicator	Indicator Definition	Indicator Type	Baseline 2025	Target				Disaggregation	Monitoring Frequency	Responsibility
					2026	2027	2028	2029			
8	Percentage increase in livestock and Poultry through training by 2029	Percentage increase in the average number of livestock/poultry units owned or produced by training beneficiaries by 2029	outcome	80%	74%	77%	79%	83%	Male=72% Female=71%	Quarterly	Dept. of /MPCU Agric
	Percentage of trained farmer adopt improved post-harvest handling practices by 2029	Percentage of target farmers adopting at least two-improved post-harvest handling practices by the end of 2029	outcome	85%	75%	76%	79%	86%	Male=82% Female=80%	Quarterly	Dept. of /MPCU Agric
9	Percentage increase in home and	Percentage increase in farm visits conducted	output	75%	72%	74%	75%	76%	Male=54% Female=52%	Quarterly	Dept. of /MPCU Agric.

	farm visit by 2029	by extension agents 2029									
10	Change in yield of selected crops, and fish by 2029	The total amount of crops /fish produced by participating farmers during the specified season measured in metric tons by 2029	Output	Maize-82% Rice-68% Cassava 76% Yam- 70% Groundnut-45% Pineapple-24% Mango-45% Fish- 41% Vegetables-52%	74% 62% 73% 67% 20% 22% 29% 23% 45%	75% 65% 74% 68% 25% 23% 30% 25% 46%	80% 667% 77% 70% 40% 25% 32% 38% 52%	82% 68% 80% 72% 50% 26% 50% 52% 52%	Male=80% Female=75%		Dept. of /MPCU Agric.

Goal: To ensure sustainable, equitable and easy accessibility for all
Objective: To improve quality of education by the end of 2029
Programme: Educational infrastructure and Management Development Programmes

No.	Indicator	Indicator Definition	Indicator Type	Baseline 2025	Target				Disaggregation	Monitoring Frequency	Responsibility
	Gross Enrolment ratio				2026	2027	2028	2029			
11	-KG	Number of pupils/students enrolled in each level of education, irrespective of age, expressed as a percentage of the official school age population corresponding to the same level by 2029	Output	145.0	154.0	155.0	156.0	158.0	Male= 3365 Female=3139	Quarterly	GES, MPCU
12	-Primary		Output	148.0	150.0	151.0	152.0	153.0	Male=10217 Female=10075	Quarterly	GES, MPCU
13	-JHS		Output	125.0	130.0	136.0	137.0	138.0	Male=4463 Female=4752	Quarterly	GES, MPCU
14	-SHS		Output	75.0.0	81.0	79.0	77.0	75.0	Male=5724 Female=2727	Quarterly	GES, MPCU
15	Net Admission rate in primary Schools measured in 2029	The number of new pupils of the legal admission age measured as a percentage of the total number of children of the same age group within	Output	119.0%	129.0	127.0	128.0	130.0	Male=23749 Female=20655	Quarterly	GES, MPCU

		the population measured in 2029									
16	Gender parity index										
17	KG	The quotient of number of females by the number of males enrolled in each stage of education measured in 2029		1.99	1.3	1.06	1.8	1.80	Male= 3353 Female=3119	Quarterly	GES, MPCU
18	Primary			1.8	1.2	1.5	1.7	1.9	Male=12213 Female=11266	Quarterly	GES, MPCU
19	JHS			1.5	1.1	1.3	1.4	1.0	Male=4463 Female=4754	Quarterly	GES, MPCU
20	SHS			0.81	0.40	0.55	0.60	0.83	Male=5725 Female=2737	Quarterly	GES, MPCU
21	Increase the number of classroom blocks and furniture by 85% by 2029	Percentage of total number of new physical classroom block and furniture provided by 2029	Output	81%	70%	71.9%	74.5%	83.2%	83%	Quarterly	GES, MPCU
22	Increase the number of Teacher's	Percentage of number of new teacher	Output	50%	30%	45%	46%	57%	57%		GES, MPCU

	Quarter by 52% by 2029	quarters constructed and handed over by 2029									
23	Number of INSET trainings for teacher's professional development provided by 2029	Total Number of in-Service Training (INSET) sessions conducted for teachers by 2029	Output	9	7	8	9	10	Male= 622 Female=1197	Quarterly	GES, MPCU

Goals: To ensure sustainable, equitable and easy accessibility for all											
Objective: Ensure affordable, equitable, easily accessible and Universal Health Coverage by the end of 2029 To reduce the rate of preventable diseases by the end of 2029											
Programme: Health Care infrastructure and promotion Programmes											
No.	Indicator	Indicator Definition	Indicator Type	Baseline 2025	Target				Disaggregation	Monitoring Frequency	Responsibility
					2026	2027	2028	2029			
24	Percentage of targeted individual population, pregnant women who received an HIV test by the end of 2029	Proportion of the pregnant women who tested for HIV and tested positive by the end of 2029	output	2.00%	1.5%	1.3%	1.2%	1.0%	Female=10%	Monthly	HIV Coordinator/ District Director of Health/Health Information Officers
25	Maternal mortality rate per 1000	Estimated number of maternal	Output	11%	10%	6%	5%	4%	Female=4%	Monthly	Public Health Nurse/District Director of

	population provided by the end of 2029	deaths for every 100, 000 live births during the year in a specified population by the end of 2029									Health/Health Information Officers
26	Under five mortality rates per 1000 population provided by the end of 2029	Proportion of infants' deaths occurring under five years (0-59months) of life by the end of 2029	Outcome	12.7%	9%	8%	6%	4%	Male=5% Female=4%	Yearly	Public Health Nurse/District Director of Health/Health Information Officers
27	Number of Nurses Quarters provided by the end of 2029	Total number nurses Quarters constructed	output	2	2	2	2	2	Male= 9 Female= 11	Yearly	GHS, MPCU
28	Increase Health Insurance coverage by 65% by 2029	Expand equitable access in Health Insurance coverage by 2029	outcome	65%	60%	62%	64%	67%	Male= 65% Female=66%	Quarterly	GHS,MPCU
29	Number of adolescent sexual and reproductive health education	Total count of targeted educational sessions,	outcome	3(No. of program organized)	3	3	3	4	Male=815 Female=728	Quarterly	GHS,MPCU

	sessions/programmes organized by 2029	workshops or training programmes on reproductive health held by the end of 2029									
30	Reduce Mental Disorder by 50% 2029	Reduction in Mental Disorder at the end of 2029	outcome	20%	18%	15%	13%	10%	Male=10% Female=10%	Quarterly	GHS, MPCU

Goal: To ensure sustainable, equitable and easy accessibility for all											
Objective: To increase accessibility to safe and affordable drinking water from 92% to 99% by 2029 To provide a healthy living and clean environment by the end of 2029 To provide education on food/Drink handlers/Vendors by the end of 2029											
Programme: Water and Sanitation improvement Management programmes											
No.	Indicator	Indicator Definition	Indicator Type	Baseline 2025	Target				Disaggregation	Monitoring Frequency	Responsibility
					2026	2027	2028	2029			
31	Proportion of population with improved sanitation by the end of 2029	Percentage of the target population regularly using improved sanitation services by the end of 2029	Outcome	92%	90%	91%	92%	94%	Male= 95% Female=94%	Quarterly	MEHU MPCU
32	Proportion of population with sustainable access to safe	Percentage of the target population regularly using	Outcome	96%	83%	85%	86%	98%	Male= 97% Female=97%	Quarterly	MWST Works Dept. -GWC

	water sources by the end of 2029	safe water sources by the end of 2029									
33	Timely collection of refuse by the end of 2029	Total number of collections that are completed on time by the end of 2029	Output	13	9	10	13	15	Male= 69,112 Female=72,899	Daily	MEHU Central Adm.
34	Number of Screening of Food and Drink Handlers Vendors by the end of 2029	Total count of food and Drink handlers' vendors screened by the end of 2029	Output	2,512	1,793	1,894	1,974	2,412	Male= 1,112 Female=9,899	Weekly	MEHU Central Adm.
35	Proportion of school children with improved Hand Washing with soap in schools by the end of 2029	Percentage of the target school children with Hand Washing with soap in schools by the end of 2029	Outcome	82%	72%	78%	80%	83%	Male= 83% Female=84%	Quarterly	MEHU Central Adm.

Goals: To ensure sustainable, equitable and easy accessibility for all
Objective: Transform Social structure by addressing the root causes of poverty and inequality by the end of 2029 Support productive capacities and new skills for vulnerable households through various interventions by the end of 2029 To provide education on teenage pregnancy by the end of 2029
Programme: Social Welfare and Community Development support programmes

No.	Indicator	Indicator Definition	Indicator Type	Baseline 20225	Target				Disaggregation	Monitoring Frequency	Responsibility
					2026	2027	2028	2029			
36	Proportion of children and vulnerable Protected from abuse by the end of 2029	percentage of Vulnerable and children with identified protection needs who received full assessment by 2029	output	90% (% of children/vulnerable protected)	87.1%	88%	90%	91%	Male= 90% Female=95%	Quarterly	SW/CD -NGOs
37	Support and rehabilitate PWDs by 2029	No. of PWDs supported and rehabilitated by 2029	Output	58 (No. of PWDs) supported	56	57	58	60	Male=162 Female=234	Quarterly	SW/CD -NGOs
38	Household enrollment onto LEAP Programme by 2029	Number of targeted extremely poor household that have successfully completed the registration process and receiving the cash transfer by 2029	outcome	601 (No. of household on LEAP)	589	590	596	605	Male=587 Female=627	Quarterly	SW/CD -NGOs GOG
39	No. of reported cases of abuse handled by end of 2029	Total number of new cases or ongoing -cases of abuse officially reported by the end of the 2029	Output	162	160	162	163	164	Male=408 Females=448	Quarterly	SW/CD -NGOs
40	Number of jobs created for the women and youth by end of 2029	Total number of women and youth employed by the end of 2029	Output	421 (No. of youth employed)	140	250	350	429	Male=3,114 Female=3234	Quarterly	YEA NABCO -NGOs

											- SW/CD
41	Proportion of unemployed youth benefiting from skills/apprenticeship training by 2029	No. of Proportion of unemployed youth benefiting from skills/apprenticeship training by 2029	Outcome	69%	70%	71%	72%	75%	Male=75% Female=79%	Quarterly	YEA -NGOs - SW/CD
42	Number of Monitoring of Day Care, NGOs and CBOs/FBO by the end of 2029	No. of monitoring taken by the end of 2029	Outcome	4	2	3	4	4	Male=244 Female=331	Quarterly	SW/CD -NGOs MA

Goals: To protect, conserve and sustain the natural resource and ensure a resilient built environment											
Objective: Expand road networks to meet current and future transportation by the end of 2029 Reduce the number of accidents and fatalities on the road network by 2029											
Programme: Road improvement programme											
No.	Indicator	Indicator Definition	Indicator Type	Baseline 2025	Target				Disaggregation	Monitoring Frequency	Responsibility
	Proportion of length of roads maintained/rehabilitated by end of 2029				2026	2027	2028	2029			
43	Trunk road	Maintenance of road network (KM) increased by 2029	output	82km	79km	0km	81km	83km	Male= 78,112 Female=80,899	Annually	Urban Roads

44	Feeder roads		Output	195.24km	185.21 km	189.3k m	193. 6km	196. 42k m	Male= 78,108 Female=80,899	Annually	Feeder Roads
45	Urban roads		Output	573km	574m	575km	580k m	583k m	Male= 78,104 Female=81,899	Annually	Urban Roads
46	Length of Roads constructed by the end 2029	Road network constructed in KM length by 2029	Output	5km	3km	4km	5km	6km	Male= 67,112 Female=69,997	Annually	Urban Roads

Objective:

Goals: To protect, conserve and sustain the natural resource and ensure a resilient built environment											
Objective: Improve inclusive and sustainable urbanization through better planning and management of human settlements by 2029											
Programme: Spatial Planning and management programme											
No.	**Indicator**	**Indicator Definition**	**Indicator Type**	**Baseline 2025**	**Target**				**Disaggregation**	**Monitoring Frequency**	**Responsibility**
					2026	**2027**	**2028**	**2029**			
47	Continuing street Naming and property address system programme by 2029	Percentage increase in street naming and property addressing by 2029	Outcome	**45%**	**35%**	**38%**	**45%**	**60%**	60%	Quarterly	PPD MPCU Traditional Authority,
48	Prepare local plans to guide the growth and development of settlements by 2029	Total number of Local plans prepared to guide settlements by	Output	3	**2**	**3**	**3**	**4**	Male= 18,102 Female=19,897	Quarterly	PPD MPCU Traditional Authority, -Land Commission, Traditional

		the end of 2029									
49	Undertake planning education to create awareness on haphazard development by the end of 2029	No. of planning education on haphazard development control held by the end of 2029	Outcome	**4**	**4**	**4**	**4**	**4**	Male= 23,189 Female=35,987	Quarterly	PPD MPCU
50	Percentage increase in public education on haphazard development/ Unauthorized placement of structure by the end 2029	Haphazard development/ Unauthorized Placement structure reduced by the end of 2029	outcome	**56%**	**55%**	**53%**	**54%**	**65%**	Male= 65% Female=62%	Quarterly	PPD MPCU Traditional Authority, -Land Commission, Traditional

Goals: To protect, conserve and sustain the natural resource and ensure a resilient built environment											
Objective: Ensure effective protection of the forest reserves and protected areas by the end of 2029											
Programme: Green Environment programme Disaster prevention and management Programme											
No.	**Indicator**	**Indicator Definition**	**Indicator Type**	**Baseline 2021**	**Target**				**Disaggregation**	**Monitoring Frequency**	**Responsibility**
					2022	**2023**	**2024**	**2025**			

51	Create awareness and to promote sustainable afforestation and climate change adaptation by 2029	No. of hectare degraded forest re-established by the end of 2029	Output	1,952Ha	1,889Ha	1,898Ha	1,900 Ha	1,942Ha	Male= 78,102 Female=80,897	Quarterly	Forestry Dept. Agric. Dept. MPCU
52	To increase community sensitization on bush/domestic fires disaster prevention and control by 2029	Percentage increase in Communities sensitization on bush fires and Fire Volunteered Groups formation by the end of 2029	Output	63%	60%	62%	64%	65%	Male= 65% Female=64%	Quarterly	NADMO Forestry Dept. -Zonal councils -Trad. Authorities -GNFS

Goals: To protect, conserve and sustain the natural resource and ensure a resilient built environment.								
Objective: Facilitate the connection and expansion of reliable electricity by 2029								
Programme: Electricity, Installation and connectivity programme								
No.	**Indicator**	**Indicator**		**Baseline**	**Target**	**Disaggregation**	**Monitoring**	**Responsibility**

		Definition	Indicator Type	2025	2026	2027	2028	2029		Frequency	
53	Extend electricity and rehabilitate streetlights by the end of 2029	To increase access to electricity and rehabilitation of streetlights by 83% by 2029	Output	82%	**70%**	**71%**	**80%**	**87%**	Male= 87% Female=87%	Quarterly	VRA/NEDCo. Works Dept. MPCU
54	Proportion of streetlights bulbs /Installation of streetlights by the end of 2029	To increase installation and supply of streetlights bulbs by the end of 2029	Output	50%	**45%**	**47%**	**49%**	**53%**	Male= 53% Female=53%	Quarterly	VRA Works Dept. MPCU
55	Proportion of establishment /maintenance internet connectivity by the end of 2029	Installation & maintenance of Internet connectivity increased by 2029	Output	50%	**40%**	**45%**	**47%**	**52%**	Male= 52% Female=51%	Quarterly	ICT Unit Central Adm.

56	Proportion of Tele density/penetration rate of Mobile and Internet by the end of 2029	Percentage of newly improved in mobile and internet access by the end of 2029	Output	61.2%	**56.8%**	**59.9%**	**64.1%**	**65.2%**	Male= 65% Female=65%7	Quarterly	Vodafone Company MTN AIRTEL TIGO MA NEDCo.

Goals: To enhance participatory, accountability governance and effective security											
Objective: Educate the public on citizen participation and service delivery by the end of 2029 Build capacity of the Assembly member and staff by the end of 2029											
Programme: Strengthen participation and accountability programme Capacity building training Programme etc.											
No.	**INDICATORS**	**INDICATOR DEFINITION**	**INDICATOR TYPE**	**BASELINE 2025**	**TARGETS**				**DISAGGREGATION**	**MONITORING FEQUENCY**	**RESPNSIBILITY**
					2026	**2027**	**2028**	**2029**			
57	Increase Public hearing on Municipal plans and budget participation by 2029	. Total count of public hearing on Municipal plans and budget participation organized by the end of 2029	Outcome	4(No. of Public hearing organized)	5	4	4	6	Male= 79,049 Female=79,649	Quarterly	MPCU

58	Ensure training needs assessment and organize quarterly capacity programmes by the end of 2029	No. of capacity gaps identified -Quarterly capacity building programmes organized by the end of 2029	output	3(No. of capacity building training organized)	4	4	5	5	Male=182 Female=228	Quarterly	MPCU
59	Timely meetings organize by the Assembly by the end of 2029	Total count of meetings organized by the end of 2029	Outcome	4(No. of meetings held)	5	5	6	6	Male=299 Female=257	Quarterly	MPCU Central. Adm.
60	Percentage of women representation in Municipal Assembly by the end of 2029	Increase percentage of Women participation in decision making empowered on local level by the end of 2029	Outcome	10% (% of women representation in decision making)	21%	23%	35%	53%	Female=53%	Annually	Central Adm., NCCE
61	Provide and improve security by the end of 2029	To increase Support for Police patrol team with logistics to reduce crime by the end of 2029	Output	51% (% of support provided)	52%	59%	62%	65%	Male= 105,947 Female=106,947	Annually	-MPCU -MUSEC -Ghana Police service
62	Total amount of internally	Amount of internally Revenue generated	Outcome	4,811376.30 (Amount of	5,360,913.87				Male= 105,947 Female=106,947	Annually	Finance Dept. Central Adm.

	generated revenue by the end of 2029	improved by the end of 2029		revenue generated)		6,644,223.53	7,961,530.36	8,316,914.00			MPCU
63	Proportion of DA expenditure within the DMTDP Budget by the end of 2029	Proportion of DA expenditure of MTDP increased by the end of 2029	Outcome	45%	50%	51%	54%	55%	Male= 105,947 Female=106,947	Quarterly	MPCU Central Adm.
64	Police citizen ratio improved by 2029	Active recruitment and deployment to increase the overall number of police officers by the end of 2029	Output	0.00087	0.00077	0.00108	0.00118	0.00122	Male= 105,947 Female=106,913	Quarterly	-MPCU -MUSEC -Ghana Police service

Goals: Sister city relations											
Objective: Promote cultural and educational exchange and create economic and community development opportunities by the end of 2029											
Programme: Sister City programme											
No.	**INDICATORS**	**INDICATOR DEFINITION**	**INDICATOR TYPE**	**BASELINE 2025**	**TARGETS**				**DISAGGREGATION**	**MONITORING FEQUENCY**	**RESPONSIBILITY**
					2026	**2027**	**2028**	**2029**			
65	Increase Sister country relation by the end of 2029	-Percentage of sister country relations increased by 2029	Outcome	10% (% increase in sister country relation)	15%	20%	21%	25%	Male= 4 Female=7	Annually	MPCU Central Adm.

7.1.6 Data Collection Strategies

The Assembly needs to obtain adequate information on the impact of MTDP in order to assess the achievement of targets set for the plan period.

The data collection will be used to assess status of implementation of the various projects and programmes, mid-term and terminal evaluations and to report on progress on core indicators. The purpose of the evaluations in this perspective is to access the change that has been witnessed in the life of the people in the implementation of the DMTDP and also to access the achievement of the objectives set for the plan period.

This data would be collected from the field mainly by MPCU and CSOs. Although primary data would feature predominantly in the exercise, secondary data would also be tapped to ascertain conditions of the past and the present

Data collection methods befitting a situation will be used by the MPCU. For example, surveys would be adopted to enhance systematic collection of data from a defined population by means of interviews and questionnaire administered to a sample population. The purpose of this exercise is to obtained data from a large number of people in a structured way that will allow statistical analysis. Information on status of implementation on physical projects will be gathered during participatory monitoring with stakeholders. M &E standard surveys as data collection method to be used by MPCU would form basis of all monitoring and evaluation studies to be conducted since they allow data collections to focus on specific performance questions from the sample populations.

In-person interview would also be used by DPCU to solicit in-depth understanding of how a community project or programme had impacted the lives of the rural communities in the implementation of the MTDP. This process of data gathering involves two individuals engaged in personal interactions.

MPCU to some extent would use focus group discussions as means of collecting general information and gathering opinion of an issue from a small selected group of people. This method would be ideal for assessing the quality of project and a service. Beneficiary assessment will be conduct to assess impact of the various interventions outlined in this plan by means of community durbars and focal group discussions. Data collected will include demographic, socio-economic, revenue and expenditure among others.

7.1.7 Data Analysis and use of findings

Data collected would be processed to transform it to useful information about the progress and gaps identified in the implementation of the MTDP. Analysis of the data would be done by MPCU through the application of a relevant statistical method. The results of the analysis would be discussed with all the relevant stakeholders in the Municipality who have a role to play in the implementation of MTDP at public hearing forum. The analysis would seek to identify the gaps in implementation. MPCU intend to discuss the findings with the agency/institution that is involved in the implementation of the project/programme in question after which recommendations will be made.

The findings of the analysis would be treated as recommendations. The recommendations would be forwarded to the agency concerned for necessary action. The MPCU would undertake follow-up exercise as part of its routine monitoring activities to ensure that the recommendations are implemented. The gap identified and the findings made would be documented to guide subsequent plan preparation and implementation

7.1.8 Data on programmes and projects

MPCU would compile a register of on-going projects and programmes. The register would be updated intermittently with details on each activity such start-time up time, cost, location, sources of funding, expected completion date, status of project etc.

7.1.9 Reporting on Findings

An effective reporting system built into an M&E plan is key to ensuring the success of the plan. The primary aim of M & E reporting is to ensure that all relevant stakeholders are formally informed of the status of implementation of a project or programme to enable them to act of the decisions. Therefore, findings from data analysis would be in the form of M & E reports and this will indicate status of delivery of activities outputs, outcomes and impacts including information on key challenges and potentials. MPCU would forward all these observations and findings from monitoring to all relevant stakeholders for their necessary action.

MPCU would document in a report format, all major findings and observations identified during routine monitoring activities. Quarterly reports would then be generated to sum up the findings for each quarter. Similarly, on an annual basis, Annual Progress Reports (APR) comprising the activities of the MPCU throughout the year will be prepared.

MPCU will develop a strategy for conveying monitoring reports to all the stakeholders who have interest in the operations of the Assembly. MPCU would provide report on its operations to stakeholders connected to its activities.

Public institutions such as RPCU, MLGRDE, and NDPC, Quarterly and Annual Progress Reports would be forwarded to them for their comments.

However, for the local /beneficiary communities, it would comprise activities such as;

- Mid-year stakeholders review meeting
- Annual public hearings using focus group discussions in all communities.
- Quarterly meetings with the Zonal Councils and tasking them to carry the message to their communities.

Details of these activities and when they are to be carried out would be spelt out in the MPCU Annual Calendar of activities.

7.2 Evaluation of the MTDP

Even though evaluation and monitoring share some similarities, they are entirely two different activities. They differ in terms of their scope and content. Evaluation is a more detailed or rigorous activity meant to assess the impacts of goals and objectives implemented. It looks at the social, economic and the environmental impacts of goals and objectives. MPCU recognized

evaluation as a key exercise and therefore outline how it intends carrying out evaluation of the MTDP

7.2.1 Mid-Term Evaluation

Mid-term through plan implementation, MPCU intends undertaking an evaluation exercise to assess the effects of the interventions implemented so far. Even though the plan period may not have ended, it is important to conduct a mid-term evaluation to assess whether impact indicators set for the mid-term is being achieved. This is not activity rigorous as the terminal evaluation. According to the MPCU Calendar of activities, the exercise will be undertaken in January 2026. Some activities of MPCU intends undertaking include:

- Review of all quarterly and Annual Progress Reports and departmental reports
- Review of quarterly and annual monitoring reports.
- Review of MPCU review meetings and CSO meetings
- Focus group discussions with beneficiary communities
- Town hall meetings and community durbars deliberations
- Data collection on completed projects to assess their short-term effects on the local communities
- Beneficiary assessment surveys

7.2.2 Terminal Evaluation

Terminal evaluation is carried out to establish project outputs and immediate outcomes, with results of the evaluation compared to the results at baseline. The Assembly will use this process to inform stakeholders on the project success. This evaluation would be carried out by MPCU.

A terminal evaluation will be undertaken at the end of the plan period. By the Sunyani MPCU Calendar of activities. This exercise will be undertaken in December 2029. It will establish project outputs and immediate outcomes, with results of the evaluation compared to the results at baseline. The essence of this exercise will be to assess the overall impact of the MTDP after its implementation. MPCU therefore intends to undertaken two studies to ascertain the level of progress made in this regard. These are;

- Impact assessments of the MTDP programmes (to measure growth)
- Urban poverty profiling and mapping (To measure poverty levels in the Municipality)

The Assembly hopes to achieve this by conducting a socio-economic survey using the Participatory Monitoring and Evaluation (PM&E) Approach.

7.2.3 Participatory M&E

"Participatory M&E is a valuable tool to capture perceptions and assess whether interventions have met these expectations, especially of the poor and vulnerable in society". It is broad-based and encourages the participation of the beneficiary communities and other stakeholders. This means that for there to be an effective PM&E, the local communities must be well informed and should also understand the process.

7.2.4 Participatory M&E Need and Methodology

There is a growing interest by the general citizenry to participate in the delivery of services by the Assembly in the Sunyani Municipality. This interest stemmed from Ghana's commitment to decentralization as a means of ensuring that the citizens participate in governance to facilitate effective decision making. Town hall meetings, Media and Community information centre discussions on Sunyani Municipal Assembly's service delivery are highly patronized by the general citizenry. This indicates that there will be great need for stakeholders to Participate in the Monitoring and Evaluation of the MTDP.

Approaches or Methods for adoption by the Assembly would be various for the Participatory Monitoring and Evaluation. These would include Participatory Learning and Action (PLA) methods. PLA is an excellent participatory tool that enable and empower the people to analyze and enhance their capacity to monitor, evaluate, reflect and scale up community action for the MTDP. PLA methods will be the following: Structured interview for beneficiary assessment survey focus group discussion on mid-term and terminal evaluation of the MTDP. Participant observation, transact walk and periodic Assessment Teams that involve beneficiaries and CSO will be conducted to track progress of on-going programmes and projects.

People Record Card will be used check whether the Assembly is rolling out the activities in the Development programme of the MTDP whiles Community Score card will be used to monitor the delivery of agencies responsible for the efficient implementation of projects and programme of the outlined in the AAP of the MTDP.

7.2.5 Knowledge management and learning

The concept of knowledge management and learning has become critical in the context of sustainability and continuous improvements.

7.2.6 Knowledge Management and learning frameworks

Knowledge management and learning frameworks are used in enhancing planning, decision-making, implementation, and reporting processes.

The Assembly has established 34 groups in the communities to serve communities of practices to interact regularly to learn how to do things better.

The Assembly has created WhatsApp groups for 34 groups in 34 electoral Area for knowledge sharing platforms. The WhatsApp is online tool that facilitate the sharing and dissemination of knowledge.

The Assembly has captured programmes and projects documentary and sharing on the platforms especially lesson learned from past projects 2022-2025 and take pragmatic steps to avoid future mistakes. The knowledge sharing platforms has help citizens to take decision to will improve performance.

The Assembly established data management system to capture programmes and projects for information sharing and making decision. The details are provided at Annex 6.

CHAPTER EIGHT

DEVELOPMENT COMUNICATION STRATEGY

8.0 Introduction

The chapter deals with the Development communication strategy that would be used during the implementation process of the MTDP. It provides a comprehensive approach on how information on the plan implementation could be disseminated. These include dissemination of reports to key stakeholders. It also highlights expected roles of stakeholders in the implementation of the programmes and projects.

8.1 Dissemination and communication

Dissemination and communication of the M & E strategy to be adopted by MPCU would seek to ensure transparency, improve development intervention, promote understanding and motivate stakeholders to action. In this respect, MPCU will ensure that all interest groups receive the M & E report that are relevant to their specific needs to provide the necessary feedback.

In the dissemination process, MPCU would use the following means to provide information on the M & E

- Written reports- This would provide updates on development progress, findings and recommendation after monitoring of district's interventions in the MTDP
- Oral presentation- This would be organized under an encounter with the media to provide direct overview of M & E findings for discussion with stakeholders in the Sunyani Municipal
- Others means to disseminate information include distribution of newsletters, flyers, letters and e-mail correspondence and Town hall meeting at the Zonal Councils. Table 6.79 below will constitute MPCU M & E strategy.

Table 1.48:M & E dissemination strategy

ITEM	TARGET AUDIENCE	KEY MESSAGES	STRATEGIES
1	RCC, RPCU, MLG&RD. Depts. of the Assembly	-Key milestone achieved on an intervention -Impacts on the life of the people -Challenges identified -Advocacy for policy change -Need to solicit more resources to complete other interventions	-Presentation to stakeholders -Feedback at stakeholder appraisal - Assembly's website -Media reports -Formal reports -Policy framework - Action plans

		-Coordination among stakeholders/ institutions	
2	Local communities, CSOs, The media, Development partners,	-Increase public awareness, Key milestones achieved in an intervention -Impacts of an intervention	- Stakeholder briefing, -Presentations to organizations and associations -Official visits -Formal reports -Summarized Action plans -Newspapers, T.V and radio - Town hall meetings -Durbars -Community Visits
3	Researchers and Academic institutions, Professional bodies	Provide lessons learnt for discussions and adoptions	-Formal reports -Website sites and electronic reports -Policy frame work -Development plans
4	Private Sector organisations	Successful reforms based on evaluations	-Written reports, -Executive summary briefing -Presentations -Seminar/workshop/ Community fora -Media reports -Newsletter etc.

Table 6.49: Communication channels

ITEM	INFORMAL	FORMAL
1	Phone calls	Briefings at durbars
2	E-mails	Presentations
3	Community visits	Workshops/Seminar
4	Community information centre	Town Hall meetings
5	Gong –gong beating	Websites
6	Radio discussions	Internal Correspondence

8.1.1 Assumptions and risks

The successful implementation of the M & E plan will depend on several factors. These include Assembly's and stakeholders' commitment in the implementation of the interventions in the MTDP which is aimed at improving the living conditions of the people. Effective implementation of the MTDP will enable MPCU carry out all strategies spelt out in the M & E strategies in this plan. If the Assembly exhibit lack of interest in the interventions in the MTDP then MPCU would have no business to carry out the M & E. However, the MPCU

assumption is that all key stakeholders would play their part effectively to ensure successful implementation of the plan.

The critical risk being anticipated in the implementation of the M & E plan is the availability and timely release of the funds for regular monitoring and evaluation of the MMTDP interventions. For instance, the M & E activities outlined if fully implemented will cost the Assembly than GH₵794,700.00. The Assembly is not expected to provide this amount at one time payment. Payment can be done in quarters for four years depending on the activities to be undertaking. However, if the Assembly fails to meet the arranged schedules for the release of funds for an M & E activity due to late releases of DACF then the plan stands the risk of failure.

ANNEXES

Annex 1
PREPARATION OF MIDIUM TERM DEVELOPMENT PLAN (MTDP 2022-2025)

PUBLIC HEARING REPORT

Region: Bono

District: Sunyani Municipal

Zonal Council : **Sunyani**

Venue : Methodist Church ,Sunyani

Date : May 15, 2025

1.0 Medium of invitation: Letters and Radio Announcement

Names of special interest Groups:

- Artisans Association
- Farmers Based Group
- Traders Association
- Unit Committee members
- Assembly members
- Zonal Council members
- Teachers
- Parliament Fun Club
- Ultimate Fun Club
- Unity Fun Club
- Penkwase Youth Association
- Brifo Youth Association
- Gonja Youth Association
- Continental Scouts
- Liberty Fun Club
- Ideas Social Club

- Vision Fun Club
- Mission of Hope
- Media

2.0 Identifiable representation: Chief and Elders of Sunyani, Heads of Departments, Municipal Chief, Religious leaders, Executive Sunyani, Municipal Coordinating Director

3.0 Total No. of Attendance: 289

4.0 Gender: Male 146- 51% Female 143-49%

5.0 Languages used: Twi and English

6.0 Major Issues at the Forum:

MCEs presentation on development prospects for the plan period for the Municipality were the key issues discussed at the three Zonal council's forum. This was to enable the Zonal council to validate the needs identified. The MCE presented the needs for the plan period for the entire Municipality as follows-. Summarized key issues only-

- Improving revenue generation –Main strategy: Enforcing payment of property rates
- Facilitate the implementation of Planting for Food and Jobs to create 15,000 jobs
- Support the SMEs to develop and improve 1000 business for employment creation
- Improve access to education by providing

  -Furniture to all basic schools
  - dilapidated school blocks at basic level
  -Construct 6 new school blocks and 7 new teacher accommodation in the rural communities at basic level
  -Learning and teaching materials
- Increase school Feeding programme from 69 schools to 80
- Establish one technical/vocational school to improve skill development of the youth at Atronie
- Provision of CHP Compounds and accommodation for health personnel
- Provide 20No boreholes
- Construct access roads
- Provision of logistics for waste management
- Supporting 352 PWDs to access LEAP
- Train the PWDs to acquire employable skills
- Construct and Rehabilitate markets
- Completion of Sunyani on-going road
- Decongestion of CBD
- Improve sanitation situation in Sunyani
- Addressing spatial planning and land management issues at

7.0 Key issues arising from the open forum –questions and answers

- Deplorable nature of access roads
- Inadequate refuse containers
- Nonfunctioning of streetlights
- Delay in the completion of New Dormaa-Chiraa road
- Lack of support for Artisans
- Lack of support for the private sector

- Lack of community libraries
- Streetlights not functioning
- All issues were addressed by the Department heads

8.0 Main controversy and complain

No controversial issues

10.0 Brief comment on the level of participation

Attendance was high. Participation in the programme was excellent. During question almost, all participants want to ask questions and clarification. In fact, most of them were restrained due to lack of time. Participants were enthused for the opportunity given them to contribute to the validation of MTDP for 2022-2025 and therefore informed the Assembly to regularly organize the forum to monitor the implementation of the plan.

Annex 2

PREPARATION OF MEDIUM -TERM DEVELOPMENT PLAN (MTDP 2026-2029)

PUBLIC HEARING REPORT

Region: Bono

District: Sunyani Municipal

Zonal Council: **Atronie**

Venue: Atronie Durbar Grounds

Date : May 29, 2025

1.0 Medium of invitation: Letters and Radio Announcement

Names of special interest Groups:

- Artisans Association
- Farmers Based Group
- Traders Association
- Unit Committee members
- Assembly members
- Zonal Council members
- Teachers

2.0 Identifiable representation: Chief and Elders of Atronie, Religious leaders, Heads of Departments, Municipal Chief Executive Sunyani, Municipal Coordinating Director

3.0 Total No. of Attendance: 287

4.0 Gender: Male 142- 49% Female 145 -51%

5.0 Languages used: Twi and English

6.0 Major Issues at the Forum:

MCEs presentation on development prospects for the plan period for the Municipality were the key issues discussed at the three Zonal Council's forum. This was to enable the Zonal council to validate the needs identified. The MCE presented the needs for the plan period for the entire municipality as follows-. Summarized key issues only-

- Improving revenue generation –Main strategy: Enforcing payment of property rates
- Support the SMEs to develop and improve 1000 business for employment creation
- Improve access to education by providing

  -Furniture to all basic schools

- 5 dilapidated school blocks at basic level
-Construct 6 new school blocks and 5 new teacher accommodation in the rural communities at basic level
-Learning and teaching materials

- Increase school Feeding programme from 69 schools to 90
- Establish one technical/vocational school to improve skill development of the youth at Atronie
- Provision of CHP Compounds and accommodation for health personnel
- Provide 40No boreholes
- Construct access roads
- Provision of logistics for waste management
- Supporting 324 PWDs to access LEAP
- Public education on teenage pregnancy
- Sensitization on deforestation
- Public education on bush fire and domestic fires
- Train the PWDs to acquire employable skills
- Rehabilitate and construct markets
- Completion of Sunyani on-going road
- Decongestion of CBD
- Improve sanitation situation in Sunyani
- Addressing spatial planning and land management issues at Atronie

7.0 Key issues arising from the open forum –questions and answers

- Streetlights not functioning
- All issues were addressed by the Department heads

8.0 Main controversy and complain

- No controversial issues

9.0 Brief comment on the level of participation

Attendance was encouraging and participation in the programme was very effective. This was observed after the MCEs presentation. About 60% of the participants asked questions bordering on the needs of the community

Participants were very happy for the opportunity given them to contribute to the validation of MTDP for 2026-2029 and therefore informed the Assembly to regularly organize the forum to monitor the implementation of the plan.

Annex 3

PREPARATION OF MIDIUM TERM DEVELOPMENT PLAN (MTDP 2026-2029)

PUBLIC HEARING REPORT

Region: Bono

District: Sunyani Municipal

Zonal Council : **Abesim**

Venue : Abesim Durbar Grounds

Date :12, June, 2025

1.0 Medium of invitation: Letters and Radio Announcement

Names of special interest Groups:

- Artisans Association
- Farmers Based Group
- Traders Association
- Unit Committee members
- Assembly members
- Zonal Council members
- Teachers

2.0 Identifiable representation: Chief and Elders of Abesim, Heads of Departments, Municipal Chief, Religious leaders, Executive Sunyani, Municipal Coordinating Director.

3.0 Total No. of Attendance: 256

4.0 Gender: Male 129 - 50% Female 127-50%

5.0 Languages used: Twi and English

6.0 Major Issues at the Forum:

MCEs presentation on development prospects for the plan period for the Municipality were the key issues discussed at the three Zonal Council forum. This was to enable the Zonal Council to validate the needs identified. The MCE presented the needs for the plan period for the entire municipality as follows-. Summarized key issues only-

- Improving revenue generation –Main strategy: Enforcing payment of property rates
- Support the SMEs to develop and improve 1000 business for employment creation

- Facilitate the implementation of feeding Ghana project
- Improve access to education by providing

  -Furniture to all basic schools
  - 10 dilapidated school blocks at basic level
  -Construct 6 new school blocks and 6 new teacher accommodation in the rural communities at basic level
  -Learning and teaching materials
- Increase school Feeding programme from 69 schools to 90
- Establish one technical/vocational school to improve skill development of the youth at Atronie
- Provision of CHP Compounds and accommodation for health personnel
- Provide 40No. boreholes
- Construct access roads
- Provision of logistics for Waste Management
- Supporting 256 PWDs to access LEAP
- Train the PWDs to acquire employable skills
- Improving sanitation at Abesim
- Provision for furniture for school
- Addressing spatial planning and land management issues at Abesim

7.0 Key issues arising from the open forum –questions and answers

- High rate of Teenage Pregnancy
- Low education on disaster prone area of Abesim
- Unemployment
- Streetlights not functioning
- All issues were addressed by the Department heads

8.0 Main controversy and complain

No controversial issues

10.0 Brief comment on the level of participation

Though attendance was high. During question time some participants asked questions and clarification. Participants were also enthused for the opportunity given them to contribute to the validation of MTDP for 2026-2029 and therefore informed the Assembly to regularly organize the forum to monitor the implementation of the plan.

Annex 4 Public Hearing Report

SUNYANI MUNICIPAL ASSEMBLY

Assent to Acceptance of Public Hearing Report:

1. Name: Hon. Vincent Antwi-Agyei
   Designation: Municipal Chief Executive
   Signature: 

2. Name: Isaac Brown Ankomah
   Designation: Municipal Co-ordinating Director
   Signature: 

3. Name: Hon. Abdulai Abdul Razzack
   Designation: presiding Member
   Signature: 

4. Name: Hon. Kwabena Kumah Hayford
   Designation: Convener Development Planning sub-committee
   Signature: 

5. Name: Samuel Kofi Adagbodzo
   Designation: Municipal Planning officer
   Signature: 

   Date: 30th September 2025

Annex 4

Annex 5

The Following programmes and projects formulated subjected to Strategic Environmental Assessment (SEA)

- Construction of 1No. Storey,150 lockable stores Modern Market with 6No.W/C Toilet, ceiling, wiring,1No. mechanised Borehole.5No. streetlights and luminaries, ceiling, wiring and power connection.

- Construction of Modern Market at Sunyani

- Construction of 1No. 3 Unit Classroom Block with Office, Stores, Staff common Room, and Toilet facilities.

- Construction of 1No. 2-Unit KG Classroom Block and with office and Stores and Water Closet Toilet facilities

- Construct and Furnish 1No. 5- Bedroom Teachers Quarters

- Construction of CHPS Compound and Staff Accommodation

- Construction of Maternity Block

- Drilling and Mechanization of 7No. Boreholes and Drilling of 13No.Boreholes fitted with Hand Pump
- Undertake Grading of 70km Road, patching of 10km pothole, Desilting of 1800m^3 works,10km Grass-cutting, maintenance of 4km guard rails, maintenance of 4km walkways and maintenance of 2.5m drains
- Construct 6No. walk over bridge
- Undertake 256ha of trees Planting & Plantation establishment to control climate change
- Undertake Grading of 66Km Roads, patching of 4km pothole, Desilting of 1400m^3 works, grass cutting of 12km, maintenance of 4km guard rails, maintenance of 4Km walkways and 2km Drains
- Construction of Police Station
- Supply, Installation and Commissioning of 215No.Double Armed streetlight with 10m Galvanized Steel Poles, 430No.LED Luminaries, 16mm^2 and 25mm^2 cables in conduit and other Accessories and Rehabilitation of 300No. Streetlights

- Extend electricity and rehabilitate streetlights, Supply of Streetlight bulbs /installation of streetlight to the needed areas

- Construction of football Court, volley, Tennis Court area Electrical Supply lighting system, change Room and sanitary facilities

- Construction of 1.40Km Tarred Road with 1400M 0.6M & 0.9M Slabbed U-Drains 3x3 (M) Double Cell Culvert, Paved 1400M walkways & 47No.Single Arm Street Light ,47No. Luminaries

- Paving of 1,842M^3 Ground for Car Park etc.

Annex 6

Table 1.50 Knowledge Mapping Matrix

Knowledge sharing	Knowledge holder	Knowledge sources	Knowledge Gaps
Project management	Municipal Planning Officer	Project Manuals Training	New Tools needed
Data Analysis	Municipal Planning Officer/ Municipal Statistical Officer	Data Reports, software	Advance Method
Monitoring and Evaluation of projects	MPCU Members	M &E Report, Analysis	Advanced in Theory of changes

Table 1.51 Competency matrix for learning

Competency	Training programme	Evaluation Criteria	Learning objectives
Communication skills	Effective Communication workshop/seminar	Peer Feedback	Improve Oral presentation skills
Leadership	Leadership Development Programme	Feedback	Develop Team management skills
Technical skills	Advanced Data Analysis Training	Performance Assessment	Enhance Data interpretation

SUNYANI MUNICIPAL ASSEMBLY

PUBLIC HEARING FORUM ON MTDP

PARTICIPANT REGISTRATION

DATE..12/06/2025 ZONAL COUNCIL:..ABESIM

NO.	NAME	DESIGNATION	COMMUNITY	SIGNATURE
1.	OSEI KWADWO	Teacher	Yawhima	
2.	ALI MUHAMMED	Unit Com.	Yawhima	
3.	NAOMI AMOAKO	FARMER	Yawhima	
4.	OPPONG STEPHEN	ARTISAN	Kotokrom	
5.	PAUL PEPRAH A.	Unit Committee	Abesim	
6.	J.K. ODURO	Farmer	Mmeko	
7.	Samuel Kofi Adagbodzo	MPO	SMA	
8.	ABRAHAM QUASHIE	Nkrankrom	Nkrankrom	
9.	ATTA BOAKYE SAM.	Artisan	Nkrankrom	
10.	KWABENA FRIMPONG	farmer	Kotokrom	
11.	POMAA CHRISTIANA	farmer	Mmeeko	
12.	REBECCA AMPONSAH	Hairdresser	Abesim	
13.	ANTHONY YEBOAH	ASSEMBLYMAN	KOTOKROM	
14.	Comfort Serwaa Yaa	Seamstress	Abesim	
15.	Akua Afriyie	Seamstress	Abesim	
16.	Benjamin Y. Diadem	Unit Com.	Nkrankrom	
17.	PHILOMINA AFIA MUSHIA	farming	Abesim	
18	Serwaa Agnes	Teaching	Abesim	
19.	Afriyie Comfort	Trading	Abesim	

20.	JACKIE HENE	FARMER	Abesim	
21.	TAKYIWAA JOYCE	TRADER	Abesim	
22.	NANA HENE	FARMER	Tawiah	
23.	Owusu Frederick	Teacher	Abesim	
24.	STEPHEN KUMAKO	Electrician	Abesim	
25.	RUTH KYEPEME	Hairdresser	Abesim	
26.	Emmanuel Odotey Lamptey	Chute Committee	Nkrankwan	
27.	Osei Frank	Teacher	Abesim	
28.	Kwabena Badu	Farmer	Abesim	
29.	Opoku Samuel	Sanitation Guard	Abesim	
30	BRENDA AKUA	Seller	Abesim	
31.	Abena Yeboah	Trader	—	
32.	Antwiwaa Roso	Trader	Abesim	
33.	Mercy Kyeremaa	Trader	Abesim	
34.	Isaac Kumi (Abe)	Lotto Sticker	Abesim	
35.	Martha Yeboah	Hairdresser	Abesim	
36.	Boahemaa Millicent	Trader	Abesim	
37.	Agyemang Comfort	Trader	Abesim	
38.	Esther Damoah	Trader	Abesim	
39.	kyeremah Victoria	Business Ad.	Abesim	
40.	Francis Dmoah	Trader	Abesim	
41.	Kyeremah Victor	Bussness Ad.	Abesim	

42	Kofi Darko	Driver	Abesim	
43.	Yaw Damoah	Laborer	Abesim	
44.	Linda Damoah	Trader	Abesim	
45.	Lydia Yeboah	Farmer	Abesim	
46.	Augustina Amoah	Hairdresser	Abesim	
47.	Afe Akyankyaa	Agric Dept	Abesim	
48.	Monica Ameyaa	Trader	Abesim	
49.	Kusiwaa Augustine	Trader	Abesim	
50.	Adjoa Yebbah Kata	Farmer	Abesim	
51	Abena Dosari	Farmer	Abesim	
52.	Yaw Manu	Farmer	Abesim	
53.	Kyeremeh Bonsu	P.O.P	Abesim	
54	Sophia Adoma	Farmer	Kotokrom	
55	Albert Akyirebeta	Zoomhion	✓	
56	Esther Auther	Farmer	Yawhima	
57	Adizo Issaka	R.O.P. Room	Yawhima	
58	Kumi Emmanuel	Mason	Yawhima	
59.	Akonnor - Owusu	Assembly Member	Abesim	
60	Stephen K. Tobi	Trader	Abesim	
61	Konadu Gabriel	Carpenter	Nkrankrom	
62	Akosua Pomaa	Trader	Nkrankrom	
63.	Enock Twine	Mason	Nkrankrom	Twine

64	Godfred-K. Agyemang	Accounts	Asufifi	G.K.A.
65.	Samuel O. Korkor	METTA	Suraksenkia	
66.	James K. Bonsu	PPO	Sunyani	
67.	Samuel Teboah	Statistics	Sunyani	
68.	Belinda Osei Mensah	MDD Stats	SMA	
69.	Lydia Kyeremeh	BAC Head	Sunyani	
70	Peter Nketyah	MBA	SMA	
71	Mr. Oliver Adu	MED	SMA	
72.	Benjamin Kyere	MCCE	SMA	
73.	Dr. Achinkrah Kyeremeh	MHD	Sunyani Municipal	
74.	Mr. Dela Nyoman	MAD	SMA	
75.	Nana Ansu Twum	Gyaasehene	Absesim	
76	Nana Sabi Adomah	Akyempemhene	Absesim	
77	Nana Yaa Kyerewah	Sacahene	Absesim	
78	Nana Peter Kuuni	Ahenemaasahene	Absesim	
79	Kwabena Asamoah	Banmuhene	Absesim	
80	Kwame Kuuni	Duontoahene	Absesim	
81	Kyeremaa Boahene	Akyempemhene	Absesim	
82	Yaa Pomaa Konadu	Ankobeahene	Absesim	
83	Okyeame Kofi Teboah	Linguist	Absesim	
84	Nana Kwabena Mbrah	Secretary	Absesim	
85	Solomon Peprah	Teacher	Absesim	

86	SOPHIA POMAA	farmer	Abesim	
87	Adwo Yeboah Mary	farmer	Abesim	
88	Comfort Adutwumwaa	farmer	Nkrankwanoa	
89	SAMPSON SAMNIBONG	SECURITY	Abesim	
90	Martha Twumasiwaa	Trader.	Abesim	
91	MARY YAA	FARMER	Yawhima	
92	ESTHER KYEI	FARMER	Yawhima	
93	Isaac Kwabena Atuah	farmer	Abesim	
94	Boahen Paul	farmer	Abesim	
95	F.K Boahen	farmer	Abesim	
96	Appiah Anthony	welder	Mmereko	
97	Ampabeng Kyeremeh	Construction	Abesim	
98	Adu Comfort	Trader	Abesim	
99.	Patrick Agyei	Trader	Abesim	
100	Kwei Baafi	Repairer	Abesim	
101	Asalepio Eric	farmer	Abesim	
101	Patrick Oppong	Repairer	Abesim.	
101	Cynthia Asumang	farmer	Abesim	
102.	Diana Pamoah Agyemang	Trader	Yawhima	
103.	Timothy Kodom	Trader	Yawhima	
104	Oteng Philip K.	Mason	Abesim	
105	Patrick Oppong	labarer	Abesim.	

106	KORANG PHILIP	TEACHER	Abesim	Korang
107	Timothy Kodom	Mason	Nkrankekewa	Kodom
108	Oteng Philip K	Laborer	Nkrankekewa	Oteng
109.	Patrick Oppong	farmer	Nkranketewa	
110.	Mary Damoah	Trader.	Nkranketewa	
111.	FAUSTINA APPIAH	TEACHER	Nkranketewa	Appiah
112	Faustina Kyeremaa	Farmer	Nkrankawa	
113.	Linda Adoma	farmer	Nkranketewa	
114.	Akua Oforiwaa	farmer	Abesim	Oforiwaa
115	Kofi Amponsah	farmer	Abesim	Amponsah
116	Yaa Konadu	farmer	Abesim	
117	Lydia Gyamfi	Trader	Abesim	Gyamfi
118	Damoah Kwakye	Mason	Abesim	Kwakye
119	KORANG PHILIP	TEACHER	Abesim	Korang
120	Micheal Mensah	Teacher	Nkranketewa	Mensah
121	Abena Kyeremaa	Teacher	Nkrankewaa	Kyeremaa
121	Yaa Yeboah	Farmer	Abesim.	
122	Veronica Dansowaa	farmer	Abesim	Dansowaa
123.	Emmanuel Adomah	farmer	Abesim	
124.	Edward Adomah	farmer	Abesim.	Adomah
125.	Saba - Mensah B.	Construction	Abesim	Saba-Mensah
126	Harnel Frimpong	Teacher	Abesim	Frimpong

127	Boahen Williams	Carpenter	Abesim	
128	Elizabeth Ampoudu	Cleaner	Abesim	
129	Elizabeth Adoma	Teacher	Abesim	
130	Andrews K. Baah	cleaner	Abesim	
131	Yaw Mensah	cleaner	Abesim	
132	Kiswaa Martha	cleaner	Abesim	
133	Kofi Gyamfi	cleaner	Abesim	
134	Yeboah Martin	Farmer	Abesim	
135	Nana Takyiwaa	farmer	Mmerekɔ	
136	Charlotte Serwaa	Police	Abesim	
137	Yeboah K. Dominic	Trader	Abesim	
138	C.K. Yeboah	Trader	Abesim	
139	Victoria Asamoah	Trader	Abesim	
140	Abena Twah	Farmer	Abesim	
141	Cynthica Aggyemang	farmer	Abesim	
142	Paul Addo	NLA	Abesim	
143	Twah James	Electrician	Abesim	
144	FAUSTINA ZENGERBUMAH	H.E.A	Abesim	
145	Mercy. Aggeiwaa	farmer	Abesim	
146	Cecilia Konama	farmer	Abesim	
147	Eric Yeboah	farmer	Mmerekɔ	
148	Aggei Kwaku	farmer	Abesim	

149	Faustina Amankwaa	Trader	Abesim	Amankwa
150	Adwoa Serwaa	Hairdresser	Abesim	Serwaa
151	Akosua Adwubi	Trader	Nkrankatewaa	
152	Pomaa Mary	Farmer	Nkrankatewaa	Pomaa
153	Ruth Agyei	Trader	Nkrankawa	Agyei
154	Pokuaa Esther	Trader	Abesim	Pokuaa
155	S.K. Duodu	NLA	Abesim	Duodu
156	Kisiwaa Cynthia	Trader	Abesim	Kisiwaa
157	Comfort Yeboah	Trader	Abesim	Yeboah
158	Akosua Talengwaa	Trader	Abesim	
159	Mary Konamah	Trader	Abesim	Konadu
160	Kwame Damoah Siakan	Farmer	Abesim	Damoah
161	Abena Sabbina	Trader	Abesim	
162	Worae David	Farmer	Abesim	Worae
163	OSEI POKUAA	SCHOOLING	ABESIM	Osei
164	HILDA ADJEI	DISPENSER	ABESIM	Adjei
165	Abraham K. Yeboah	Farmer	Abesim	Yeboah
166	Stephen Kwakye A.	Teacher	Abesim	Kwakye
167	Ansu Gyeabour	Artisan	Abesim	Gyeabour
168	Joyce Mantey	Seamstress	Abesim	Mantey
169	Janet Adubea	Farmer	Abesim	Adubea
170	Serwaa Mary	Businesswoman	Abesim	Serwaa

171	Twah Simon	Businessman	Abesim	
172	Matilda Antwi	Artisan(Hair)	Abesim	
172	Kyeremeh Frank	Artisan(Mason)	Abesim	
173	Henrietta Abrefi	Trader	Abesim	
174	Agnes Febiri	Trader.	Abesim	
175	Osaah Ophelia	Trader	Abesim	
176	Charity Badu	Farmer	Abesim	
177	Mana Ansa Yeboah	Farmer	Nkranketewa	
178	Takyi Stephen	Farmer	Dominase	
179	Asante Krobea	Teacher	Abesim	
180	Stephen K. Owusu	Teacher	Abesim	
181	Owusu Boateng	Teacher	Abesim	
182	James K. Donkor	Farmer	Nkranketewa	
183	Quainoo Emmanuel	Farmer	Dominase	
184	Rita Achiaa	Trader	Dominase	
185	Zangaki Adoma	Artisan	Abesim.	
186	Victor Akolgya	Artisan	Abesim	
187	Mabel Nkruma	Trader	Abesim	
188	Francais Amoah	Farmer	Abesim	
189	Liticia Donko	Trader	Nkranketewa	
190	Amadu Moro	Farmer	Nkranketewa	
191	Abeng Ameyaw	Farmer	Nkranketewa	

192	Francis Oppong	Unit Committe	Abesim	Oppong
193	Matthew Oduro	Unit Committee	Abesim	Oduro
194	Kwame Mfiamah	Unit committe	Abesim	Mfiamah
195	Obeng Samuel	Teacher	Abesim	Obeng
196	AMOAH K. SAMUEL	FARMER	Abesim	Amoah
197	HECTOR PELI	FARMER	ABESIM	Peli
198	KATE AMOO	FARMER	NKRANKETEWA	Amoo
199	Dorothy Sam	Trader	Nkranketewa	
200	Emmanuel Boahene	Artisan	Mmereko	
201	Mr Stanley	Artisan	Mmereko	Mensah
202	Maxwell Oppong	Artisan	Mmereko	
203	DOROTHY TEBOAH	Trader	Abesim	Yeboah
204	LYDIA MENSAH	TRADER	ABESIM	Mensah
205	Justice Korang	Farmer	Abesim	Korang
206	Kwasi Boateng	farmer	Abesim	
207	Isaac Kyere	farmer	Abesim	Kyere
208	Keneth Sarkodie	Artisan	Nkranketewa	Kenneth
209	Mary Addo	Trader	Abesim	
210	Samuel Adu	Teacher	Abesim	Adu
211	Annette Asantewaa	Teacher	Abesim	Asantewaa
212	Enock Ewusi	Unit Committe	Abesim	Enock
213	Cynthia Antwi	Unit Committe	Abesim	Antwi

214	Cynthia Antwi	Unit Committee	Abesim	
215	ABU DAWDA	TEACHER	ABESIM	
216	PIUS BOAKYE	TEACHER	ABESIM	
217	Anthony Anfaan	Farmer	Abesim	
218	Osei Yaw	farmer	Abesim	
219	Obra Kwame	farmer	Abesim	
220	Josephine Owusu	Artisan	Nkrankekeka	
221	Edmond Oduro	Artisan	Nkrankekeka	
222	Suka Kwame	Artisan	Abesim	
223	Zakaria Fatima	Trader	Abesim	
224	Bintu Issaka	Trader	Abesim	
225	Mustapha Salia	Trader	Abesim	
226	Vivian Oforiwaa	Trader	Abesim	
227	Agyei Yeboah Patrick	Trader	Nkrankekeka	
228	ELIZABETH GYABAAK	TRADER	ABESIM	
229	Stephen Takyi	farmer	Abesim	
230	BOAMAH GRACE	TRADER	Mmeeko	
231	Kwame Yeboah	Farmer	Abesim	
232	Dawda Bukari	Farmer	Abesim	
233	Kwabena Dery	farmer	Abesim	
234	Imoro Seidy	farmer	Abesim	
235	Salia Mahama	farmer	Abesim	

236	Ajara Adams	Artisan (Hairdresser)	Abesim	Ajara
237	Adam Obire	Artisan	Abesim	
238	Daniel Msiah Gogson	Teacher	Abesim	
239	Frederick Antwi	Artisan	Nkrankekawa	
240	Teboah Isaack	Artisan	Nkrankokawa	
241	MOHAMMED TAHAYA	ARTISAN	ABESIM	
242	RAHID ABDULAI	FARMER	ABESIM	
243	Iddrish Zulkarnen	Zongo Youth	Abesim	
244	Issufu Mustapha	Zongo Youth	Abesim	
245	Abdul Rashid Braman	Zongo Youth	Abesim	
246	Adams Issah	Zongo Youth	Abesim	
247	Joyce Mantey	Seamstress	Abesim	
248	Ansu Gyeabuor	Teacher	Abesim	
249	Matilda Antwi	Trading	Abesim	
250	Janet Adubea	Farmer	Abesim	
251	Serwaa Mary	Farmer	Nkranketewa	
252	Daniel Msiah	Teacher	Abesim	
253	Adam Obire	Artisan	Abesim	
254	Ajara Adams	Zongo Youth	Abesim	